



# Fire Pit A

Dimensions			Pieces Needed		
Width	Depth	Height	Small (4 x 4 x 8)	Medium (8 x 4 x 8)	Large (8 x 4 x 12)
44"	44"	16"	12	16	24

## Additional Items Needed

**Glue:** 2 (10.5 oz tubes)

**Tools Needed:** Level, Caulking Gun

## Instructions:

**1. Prepare a stable, level project area by following these steps:**

- Excavate area approximately 5" below grade
- Excavate approximately 6" larger than the actual project dimensions
- Fill 4" with suitable base material, compact and level in all directions

**If installing on an existing patio or suitable base you may proceed to install the project after ensuring the base is level.**


**2. Stack stones adding adhesive between layers.**



1



2





3





# Fire Pit A

Placed 8" Tall =   = Placed 4" Tall

