

NW HOME & YARD

# IDEA BOOK

PATIO  
DESIGN

Clay & Concrete Pavers  
Permeable Pavers  
Slate & Patio Stones  
Architectural Slabs



MUTUALMATERIALS®





At Mutual Materials, we are proud of what we do and are inspired to see our products chosen by professionals to build communities. Our products build beauty that lasts through hospitals, schools, stadiums, businesses, family homes, public parks, and backyards. Mutual Materials has long served a professional network of architects, interior designers, builders, masons, and landscape design professionals. Today we also serve residential homeowners, both through our professional networks and through our retail branch locations.



**Kendall Anderegg**  
*President, Mutual Materials*

### **A Message from our President**

Have you ever spent time looking at your local sports stadium, or your child's school, or even your neighbor's backyard and wondered where the products come from that put it all together? Well, that's what Mutual Materials does – we have been part of building beauty that lasts over one hundred years. Since 1900, we have been providing masonry and hardscape products to customers in the Pacific Northwest to help them create inviting communities that stand the test of time. Our products are used to create schools, stadiums, public landscapes, business parks, family homes and gardens, and much more.

Mutual Materials is also a family business and we locally manufacture the products we sell. From humble beginnings with one brick plant in 1900, we have grown today into a major regional employer operating more than 10 manufacturing plants and 16 branch offices across Washington, Oregon, Idaho, Montana, and British Columbia.

Our Idea Book for Patio Design has photos from real homes and yards across the Pacific Northwest. In the back, you will find all of our product styles, shapes, sizes and colors of pavers, slabs, and natural stone to help you design your own custom patio. You can also find more product details, installation instructions, online shopping and store locations online at [www.mutualmaterials.com](http://www.mutualmaterials.com).

On behalf of the team here at Mutual Materials, we appreciate our customers and thank you for considering our products to build your home and yard improvement projects.

Sincerely,

**Kendall Anderegg**  
*President, Mutual Materials*





# PATIOS

From old world to contemporary, paver patios can lend a distinctive tone to the character of your yard. Whether you use it for a barbecue, entertaining, or kids' play area, it's a central gathering place. Design the patio of your dreams choosing from our wide variety of styles, colors, and textures available in pavers, slabs, and natural stone.

## OUTDOOR LIVING TRENDS

Indoor living designs manifest in outdoor counterparts by bringing lighting fixtures, decorative accessories and larger tiles with natural textures to the backyard. This year will see an increase in the use of larger format pavers with natural textures and design elements.

Before starting your project you should also think about your design style. To match the outside with the inside, bring some of the same indoor architectural and interior design details — for example square shapes, or a specific stone, or the color red — to your outdoor plans.

## PAVER PATIO DESIGN

- Roman clay pavers provide the timeless look of brick in a wide variety of smooth and textured colors.
- Choose Architectural Slabs for a modern look; the large size means fewer pieces to complete your project.
- Roman Dominion and Cobblestone pavers are tumbled to provide a rustic look with soft, rounded corners.
- Flagstone is the most versatile natural stone for patios.
- Old Dominion Circle Kits make it easy to add a circular patio, fountain surround, or other unique designs.



Patio: Columbia Slate in Summit Blend (sealed).  
Tree Ring: RomanStack® in Summit Blend.







1

Project by Paradise Restored Landscaping.






1. Patio: Vancouver Bay Architectural Slabs in Gray.
2. Patio: Glacier Slate Architectural Slabs in Charcoal.
3. Pool Deck: Imported Italian Porcelain Architectural Slabs in Wood Grain AXI Grey Timber.







1. Patio: Slaton™ Paving System in Charcoal.
2. Patio: Plank Pavers in Charcoal.
3. Patio: Slaton™ Paving System in Charcoal; Wall: TuscanStone™ with Caps.





3









Patio: Vancouver Bay Architectural Slabs in Charcoal.  
Home Exterior: Ground Face Concrete Masonry Units  
in Charcoal.











Backyard Patio and Entertaining Space: Columbia Slate in Summit Blend (sealed).  
Tree Ring Planter: RomanStack® in Summit Blend.





*Shop for Mutual Materials products online at [store.mutualmaterials.com](https://store.mutualmaterials.com)!*





Patio: Roman Cobblestone in Charcoal.









1. Patio: Roman Clay Pavers in Mauna Loa with Red Varitone.
2. Patio: Roman Clay Pavers in Inca; Fireplace: TuscanStone™.
3. Patio: Roman Clay Pavers in Pioneer Used.









Backyard Patio and Walkway: Roman Dominion® in Summit Blend.





# PATIOS

## PRODUCT GUIDE CONTENTS

*The following pages list the wide range of styles, sizes and colors of our paving and natural stone products.*

*For more product information, project ideas and inspiration, and other resources, visit our website at [www.mutualmaterials.com](http://www.mutualmaterials.com).*

Clay Pavers .....	20
Dominion Slate .....	21
Roman Dominion .....	21
Roman Cobblestone.....	21
Old Dominion Squares & Recs .....	22
Old Dominion Circles .....	22
Holland.....	22
Plank Pavers.....	23
Uni Ecoloc® .....	23
Eco-Priora .....	23
Uni Eco-Stone® .....	23
Permeable Holland Herringbone 8cm.....	23
TurfStone .....	23
Vancouver Bay Architectural Slabs.....	24
Glacier Slate .....	25
Columbia Slate .....	25
Porcelain Archtectural Slabs.....	25
Slaton .....	26
Natural Stone .....	26
Frequently Asked Questions .....	27

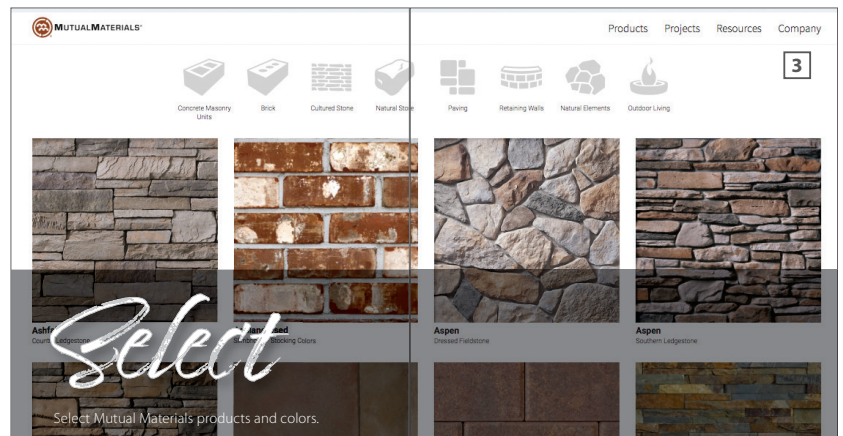
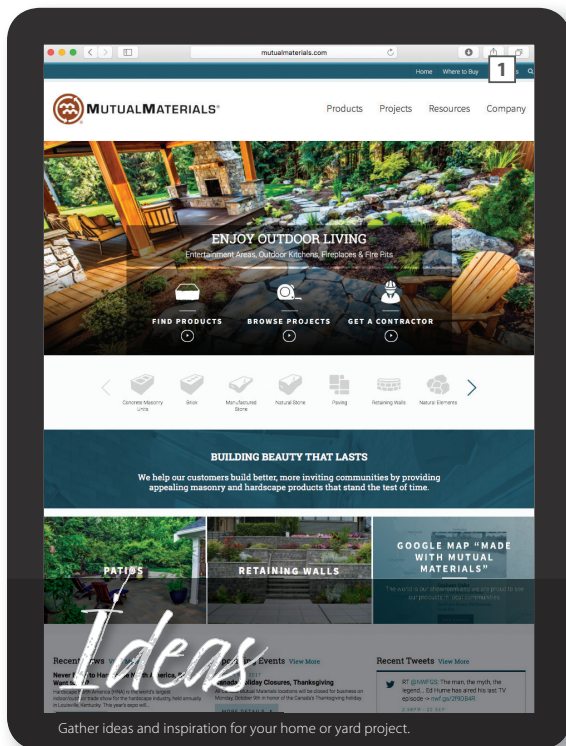


# BRING YOUR VISION TO LIFE

From ideas and inspiration, to product selection, then finding installation professionals, Mutual Materials is here to help our customers build beauty that lasts in their homes and yards.

## Professional Services

- As a manufacturer, Mutual Materials does not offer design or installation services directly, but we know who does. Our professional network includes architects, designers, builders, and landscape professionals.
- Our Contractor Connect Program matches your project with multiple contractors. You work directly with the company of your choice. Call Contractor Connect at 1-800-548-8452.






# CLAY PAVERS




## Mica Tile



(To be used in mortar-set applications only.)





## Patio Pavers




## Roman Clay Pavers



## Clay Pavers



## Coping Brick




### 2.5" Coping Brick

3 1/2" W x 2 1/2" H x 11 1/2" L  
89 mm x 63.5 mm x 292 mm

### 2.25" Coping Brick\*

3 1/2" W x 2 1/4" H x 11 1/2" L  
89 mm x 57 mm x 292 mm





## DOMINION SLATE




PATIOS




WALKWAYS


### Square



### Rectangle



### Large Rectangle\*



*\*Not recommended for vehicular use.*



CASCADE BLEND



HARVEST BLEND



NORTHWEST BLEND

## ROMAN DOMINION




PATIOS




WALKWAYS


### Square



### Rectangle




### Large Rectangle\*




*\*Not recommended for vehicular use.*



CASCADE BLEND



HARVEST BLEND



SUMMIT BLEND

## ROMAN COBBLESTONE



WALKWAYS




PATIOS




DRIVEWAYS


### Small




### Medium



### Large



CHARCOAL



HARVEST BLEND



NORTHWEST BLEND



SUMMIT BLEND



## OLD DOMINION SQUARES & RECS



PATIOS




DRIVEWAYS




WALKWAYS



### Small Rectangle



### Rectangle



### Square



Old Dominion Circle in  
Harvest Blend



## OLD DOMINION CIRCLE KIT



PATIOS




DRIVEWAYS




WALKWAYS


### Center



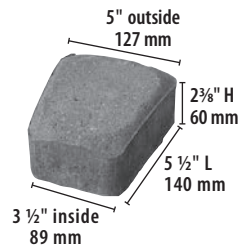
### Rectangle



### Small Radius



### Large Radius



## HOLLAND



DRIVEWAYS




PATIOS




WALKWAYS





### Holland



### Double Holland



### Triple Holland





## PLANK PAVERS





PATIOS



WALKWAYS

### Plank Paver



## UNI ECOLOC®



DRIVEWAYS



PATIOS




STREETS



WALKWAYS

### Uni Ecoloc Unit

(There is a 12.8% void area per square foot.)



## ECO-PRIORA®



DRIVEWAYS



PATIOS




STREETS



WALKWAYS



### 8 x 8 Unit

(There is a 9% void area per square foot.)



### 4 x 8 Unit

(There is a 13% void area per square foot.)



## UNI ECO-STONE®



DRIVEWAYS



PATIOS




STREETS



WALKWAYS

### Uni Eco-Stone® Unit

(There is a 12.8% void area per square foot.)



## PERMEABLE HOLLAND HERRINGBONE 8 cm



DRIVEWAYS




TERRACES



STREETS

### Permeable Holland Unit



## TURFSTONE®



DRIVEWAYS




TERRACES



STREETS



WALKWAYS





# VANCOUVER BAY ARCHITECTURAL SLABS\*






PATIOS






WALKWAYS




## 12 x 24



## 18 x 18



## 24 x 24





## GLACIER SLATE\*






PATIOS



DRIVEWAYS

### Glacier Slate Unit



## COLUMBIA SLATE




PATIOS




WALKWAYS




### Rectangle



### Square



### Large Rectangle



## PORCELAIN ARCHITECTURAL SLABS




PATIOS



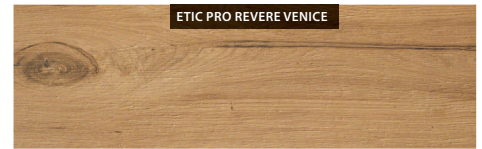




WALKWAYS

### Porcelain Slab Unit



### Etic Unit




\* Glacier Slate Slabs are not suitable for vehicular traffic.






SLATON™



SIX FACE OPTIONS



NATURAL STONE FLAGSTONE & PATIO STONES





# FREQUENTLY ASKED QUESTIONS

---

## Can I install my own project even if I've never done this sort of work before?

Yes you can. Use the installation instructions, design ideas, and tips on our website [www.mutualmaterials.com](http://www.mutualmaterials.com) to guide your project.

---

## What type of maintenance do Mutual Materials pavers require?

Our pavers require minimal maintenance. Simply pressure wash or use a leaf blower on your project approximately once per year. You may need to sweep more sand into the joints after pressure washing.

---

## Do I need to seal my pavers?

No. However, sealers do offer 3 key benefits:

- 1) Sealers help resist penetrating stains.
- 2) Sealers enhance the color.
- 3) Certain types of sealers can bind the sand particles in the joints reducing the ability of weeds to generate.

---

## Will weeds grow between my pavers?

Weeds and grass may start to grow between your pavers from seeds and spores blown in by the wind. When this happens you can easily pull them out or use a spot weed killer, or herbicide - it won't damage the pavers.

---

## What is the white haze or powder on the pavers?

This is known as efflorescence. All concrete products contain cement which produces water-soluble calcium oxide. Calcium oxide inside the pavers reacts with water and—when carried to the surface through capillaries—reacts with carbon dioxide to form a haze of calcium carbonate. It is a natural process and will wear off in time. The amount of efflorescence is difficult to predict but it does eventually go away. Some specially-formulated cleaners may also be used to wash away efflorescence.

---

## What do I do if my pavers become stained?

One of the great benefits to concrete pavers is that the individual stained or damaged pavers can be removed and replaced. Remove the sand around the paver(s) and then use two flat-head screwdrivers to lift them out. It's a good idea to keep a few extra pavers in your shed or garage for just this need.

---

## How tall can I build my retaining wall?

The maximum height you can build your wall depends on the retaining wall block you have chosen. The maximum heights for our walls are:

- ManorStone - 3' 6"
- CypressStone - 4'
- Roman Cypress - 4'
- CornerStone: 50 Series - 3'; 100 Series - 4'; 200 Series - 6'

---

## Do I have to bury part of the bottom course of my wall?

Retaining wall blocks need to be securely anchored in the ground. If your wall is three (3) courses or fewer tall, we recommend you bury half of the bottom layer. If your wall is four (4) courses or more tall (up to the maximum recommended height), we recommend burying the entire bottom layer.

---

## If I'm building terraces, how far apart should they be?

The distance between terraces (face of wall to face of wall) should be at least two times the lower wall height. For example, if your lower wall is 2 feet tall, you need to go back 4 feet before building your next wall.

---

## What are the advantages of Mutual Materials retaining wall blocks versus using landscape timbers?

Our retaining wall units are available in a variety of styles and colors to blend with your home's exterior. And unlike products made from untreated wood which rot, warp, and become insect and rodent motels, our products are made to be durable, flexible and timeless.

---

## Will the color vary between runs of products?

Color may vary from one run to the next. It is best to buy all the product for a project at once. We recommend mixing product from different pallets in order to get a more consistent color in your project. This is also known as blending pallets.



# BUILDING BEAUTY THAT LASTS



Back Cover: Vancouver Bay Architectural Slabs in Gray;  
Project by Paradise Restored Landscaping.  
Front Cover: Roman Dominion® in Summit Blend;  
Custom Blue Stone Fire Pit by Pacific Outdoor Living.

## Connect with Us!

Visit our website and social media sites

[www.MutualMaterials.com](http://www.MutualMaterials.com)

Shop online at [store.mutualmaterials.com](http://store.mutualmaterials.com)



Uni Eco-Priora is a registered trademark of Uni-Group USA.  
CornerStone is a registered trademark of CornerStone Wall Solutions.  
Slaton is a trademark of Anchor Wall Block Systems, Inc.  
All other trademarks used herein are property of Mutual Materials Co.

© 2018 Mutual Materials 6/2018