

NW HOME & YARD

# IDEA BOOK

## FIREPLACES & FIRE PITS

Face Brick

SlimBrick®

Natural Stone Veneer

Cultured Stone



MUTUAL MATERIALS®





At Mutual Materials, we are proud of what we do and are inspired to see our products chosen by professionals to build communities. Our products build beauty that lasts through hospitals, schools, stadiums, businesses, family homes, public parks, and backyards. Mutual Materials has long served a professional network of architects, interior designers, builders, masons, and landscape design professionals. Today we also serve residential homeowners, both through our professional networks and through our retail branch locations.



**Kendall Anderegg**  
*President, Mutual Materials*

### **A Message from our President**

Have you ever spent time looking at your local sports stadium, or your child's school, or even your neighbor's backyard and wondered where the products come from that put it all together? Well, that's what Mutual Materials does – we have been part of building beauty that lasts over one hundred years. Since 1900, we have been providing masonry and hardscape products to customers in the Pacific Northwest to help them create inviting communities that stand the test of time. Our products are used to create schools, stadiums, public landscapes, business parks, family homes and gardens, and much more.

Mutual Materials is also a family business and we locally manufacture the products we sell. From humble beginnings with one brick plant in 1900, we have grown today into a major regional employer operating more than 10 manufacturing plants and 16 branch offices across Washington, Oregon, Idaho, Montana, and British Columbia.

Our Idea Book for Fireplaces & Fire Pits has photos from real homes and yards across the Pacific Northwest. In the back, you will find all of our product styles, shapes, sizes and colors of retaining wall and stone veneer to help you design your own custom fireplace or fire pit. You can also find more product details, installation instructions, online shopping and store locations online at [www.mutualmaterials.com](http://www.mutualmaterials.com).

On behalf of the team here at Mutual Materials, we appreciate our customers and thank you for considering our products to build your home and yard improvement projects.

Sincerely,

**Kendall Anderegg**  
*President, Mutual Materials*





# FIREPLACES & FIRE PITS

There's no limit to how simple or complex your outdoor living space can be. From cozy fireside spaces to elegant outdoor kitchens and dining, you can design and build the backyard of your dreams. By combining stone masonry with hardscaped patios and walls, create a unique living and entertaining area to enjoy with family and friends for years to come.

## OUTDOOR LIVING TRENDS

Adding a fireplace to your outdoor project can take things to the next level by providing an area of focus for you and your guests to gather around. Burning wood will never go out of style, but many families are now using gas in their outdoor fireplaces to avoid the smoke and smell. Others are expanding their outdoor living spaces by accentuating their fireplaces with artwork or televisions.

A fire pit is a great choice for an informal setting and if you ever want to change the look, you can get blocks and simply replace it. A fireplace is a more permanent choice, but you will not be disappointed.

## FIREPLACE AND FIRE PIT DESIGN

- Isokern fireplace systems allow you to customize both the size and the appearance by adding your choice of veneer: brick, Cultured Stone or natural stone.
- RomanStack is the most common choice for fire pits because the blocks generally lighter and come in a variety of sizes.
- Our TuscanStone line of retaining wall is incredibly versatile because it comes in three sizes and can be used for either fireplaces or fire pits.



Fireplace and Walls: Glacier Mountain Natural Stone, Patio: Holland Pavers in Cascade Blend.









Fireplace, Columns, and Kitchen: Cultured Stone® Country Ledgestone in Echo Ridge; Patio: Vancouver Bay Architectural Slabs in Charcoal.





1. Fire Pit: RomanStack® in Summit Blend;  
Patio: VividPAVE™ Double and Triple Matrix  
in Graphite; Columns and Retaining Wall:  
ManorStone® in Summit Blend.
2. Fire Pit: RomanStack® in Cascade Blend.
3. Fire Pit: ManorStone® in Rustic Blend.











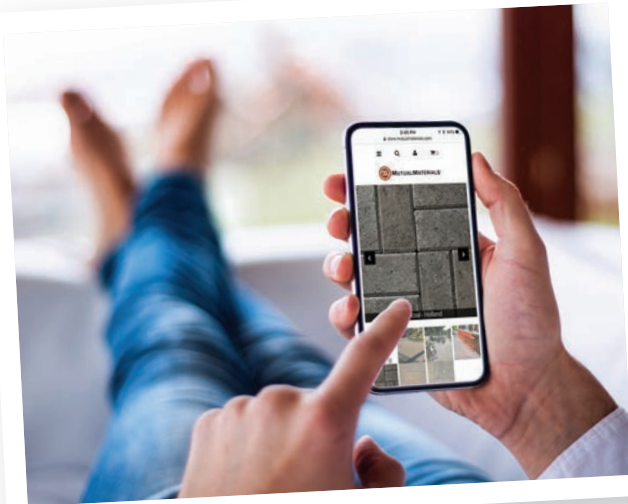
Fireplace in Cultured Stone®  
Pro-Fit® Terrain Ledgestone-Trek





Fire Pit, Columns, and Base of Fireplace: ManorStone® in Summit Blend.

Patio: Glacier Slate Architectural Slabs in Charcoal.



*Shop for Mutual Materials products online at  
[store.mutualmaterials.com](https://store.mutualmaterials.com)!*









Project by BDR Holdings.

3



Project by BDR Holdings.

4

1. Fireplace, Bar, and Retaining Walls: TuscanStone® in Summit Blend.
2. Fire Pit, Columns, and Retaining Walls: TuscanStone® in Summit Blend.
- 3-4. Fireplace: Cultured Stone® Country Ledgestone in Echo Ridge;  
Patio: Vancouver Bay Architectural Slabs in Gray.









1. Blue Stone Fire Pit.
2. Fire Pit: Cultured Stone® Custom Blend.
3. Fire Pit: RomanStack® in Cascade Blend.
4. Fire Pit: RomanStack® in Summit Blend.
5. Fire Pit: RomanStack® in Cascade Blend. *(Metal insert not sold by Mutual Materials.)*



# FIREPLACES & FIRE PITS

## PRODUCT GUIDE CONTENTS

*The following pages list the wide range of styles, sizes and colors of our paving and natural stone products.*

*For more product information, project ideas and inspiration, and other resources, visit our website at [www.mutualmaterials.com](http://www.mutualmaterials.com).*

RomanStack® .....	16
Roman Cypress.....	16
TuscanStone™ .....	17
ManorStone® .....	17
CypressStone™ .....	18
CornerStone® .....	18
Isokern.....	19
Fire Bowls .....	20
Outdoor Kitchen Cabinet Systems.....	20
Face Brick Stocking Color Selections.....	21–23
Slimbrick® Craftsman Color Selections.....	23
Slimbrick Glazed Color Selections.....	24
Cultured Stone Color Selections.....	25–27
Natural Stone .....	28–30
Frequently Asked Questions .....	31
Project Worksheets .....	32–33




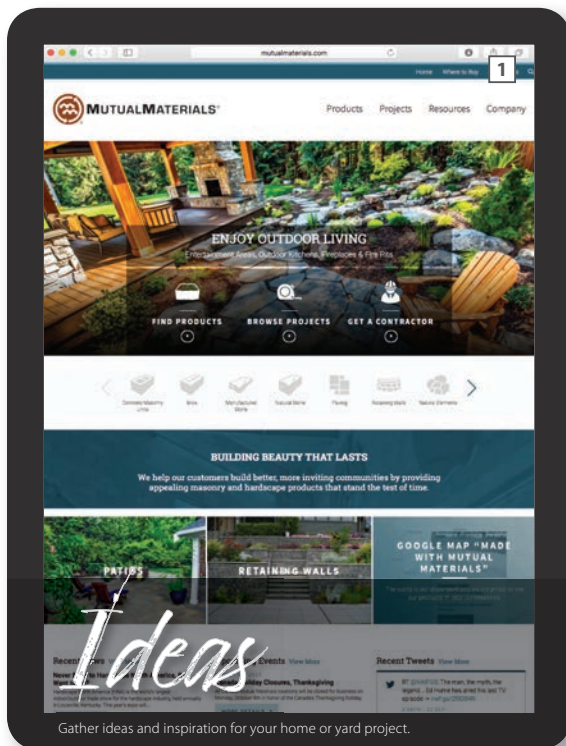


# BRING YOUR VISION TO LIFE

From ideas and inspiration, to product selection, then finding installation professionals, Mutual Materials is here to help our customers build beauty that lasts in their homes and yards.

## Professional Services

- As a manufacturer, Mutual Materials does not offer design or installation services directly, but we know who does. Our professional network includes architects, designers, builders, and landscape professionals.
- Our Contractor Connect Program matches your project with multiple contractors. You work directly with the company of your choice. Call Contractor Connect at 1-800-548-8452.





## ROMANSTACK®



FIRE PITS




PLANTERS




RETAINING WALLS


### 4 x 8 Cap




### 4 x 12 Cap




### 4 x 8 Unit




### 4 x 12 Unit



### Jumbo Unit



### 90° Corner Unit



## ROMAN CYPRESS™



PLANTERS




RETAINING WALLS




STAIRS


### Tapered Unit




### Corner Unit



### Revers-a-Cap\*




### Coping Unit\*




CASCADE BLEND




RUSTIC BLEND



HARVEST BLEND




SUMMIT BLEND



NORTHWEST BLEND




CASCADE BLEND



HARVEST BLEND



RUSTIC BLEND



SUMMIT BLEND



# TUSCANSTONE™



BENCHES



FIRE PITS




PATIOS




FOUNTAINS


## 4" Unit




## 8" Unit




## 12" Unit




## Flat Face Straight Sided




## Flat Face Tapered



## Radius Face Tapered




## Flat Face Cap Tapered†



† Flat Face Cap Tapered is also available in Charcoal.

## Corner\*\*




\*\* Corners are available with Straight Sides and Flat Face only.




CHARCOAL




GRAY




RUSTIC BLEND




HARVEST BLEND



KHAKI



SUMMIT BLEND



SUMMIT BLEND



NORTHWEST BLEND



# CYPRESSSTONE™



TERRACES



PLANTERS




RETAINING  
WALLS


## Tapered Unit




## Corner Unit






## Revers-a-Cap\*



## Coping Unit\*



\* Revers-a-Cap and Coping Unit are also available in Charcoal. CypressStone units are pre-split.



# CORNERSTONE®



TERRACES




PLANTERS




RETAINING  
WALLS


## Radius Face 50 Cap\*




## Radius Face 100 - New Shape




## Radius Face 100 Cap




## Radius Face 200




## Flat Face 50 Cap\*




## Flat Face 100 - New Shape




## Flat Face 100 Cap




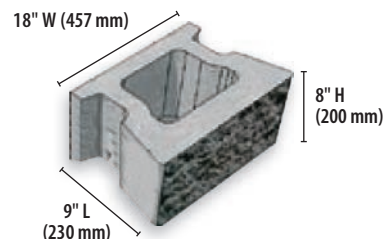
## Flat Face 200



## Flat Face 100 Corner\*\*



## CornerStone® Near Vertical





## PRODUCTS FROM OUR PARTNERS

### ISOKERN FIREPLACE & CHIMNEY COMPONENTS

***Apply the brick or stone veneer of your choice.***

Isokern Fireplace & Chimney components are lightweight while retaining UL 127 and UL 103HT (respectively) listings. Consequently, our Isokern Fireplace & Chimney Systems are less expensive to install than traditional masonry fireplaces. And, unlike typical metal-box fireplaces or concrete systems, they are built to last forever.

#### **Pizza Oven**

117526  
Isokern Table Top Oven  
Isoveni



117527  
Isokern Storage Base  
for Oven

#### **Magnum Series, All Fuel Up to 48"**

117446  
Isokern Firebox Kit Magnum,  
36" 82036

117447  
Isokern Firebox Kit Magnum,  
42" 82042

117448  
Isokern Firebox Kit Magnum,  
48" 82048



#### **Standard Series, All Fuel Non- Stock**



#### **Magnum Series, All Fuel Up to 72"**

117449  
Isokern Firebox Kit Magnum,  
60/72" 82072



#### **B Vent IBV Series, Gas Only**

117444  
Isokern Firebox Kit  
Double Smoke Dome,  
36" 80B

117445  
Isokern Firebox Kit  
Double Smoke Dome  
46" 80B





## PRODUCTS FROM OUR PARTNERS

### FIRE BOWLS

Artisan Fire Bowls provide an irresistible outdoor retreat of warmth and ambiance. Each bowl has been handcrafted by artisans through an extensive four-step finishing process, guaranteeing a one-of-a-kind creation with subtle variations in color and texture similar to natural limestone.



OYSTER SHELL  
TRAVERTINE



#### MARBELLA

38.25" Dia x 20.375" H



#### INFINITE

36.25" Dia x 18.5" H



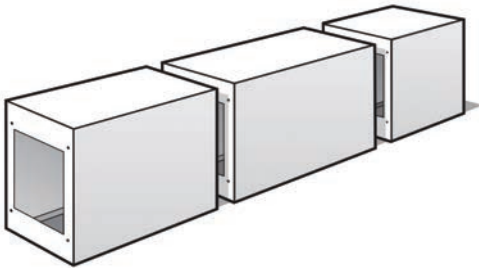
AGED TEAK  
HONED

### OUTDOOR KITCHEN CABINET SYSTEMS


***Apply the brick or stone veneer of your choice.***

A great outdoor kitchen requires a strong foundation. The LOC fiberglass concrete outdoor cabinet systems allow you to purchase various pre-fabricated building blocks for your outdoor space. With the option of pre-cut appliance openings, installation is fast, easy and allows you to install the facing and counter-tops of your choice.

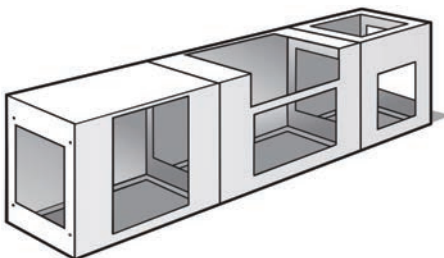
#### PRE-PLANNING & DESIGN



#### INSTALL APPLIANCES & COUNTERTOPS



#### CUT APPLIANCE OPENINGS



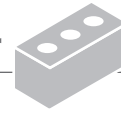
#### INSTALL FINISHING MATERIALS

- Install material directly to the pre-scratched cabinets
- Follow the recommended installation guidelines





# FACE BRICK COLOR SELECTIONS\*



## Whites & Grays




**Redondo Gray - Mission** ■




**Redondo Gray - Smooth** ■

## Reds & Browns



**Imperial Red - Mission** ■




**Imperial Red - Smooth** ■




**Autumn Blend - Mission** ●



**Autumn Blend - Smooth** ●



**Inca - Mission** ■



**Inca - Smooth** ■



**Chestnut - Mission** ■



**Chestnut - Smooth** ■



**Mountain Blend - Mission** ●



**Mountain Blend - Smooth** ●

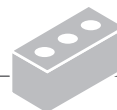


**Forest Blend - Mission** ●

Plant key: ● = Columbia ■ = Mica




# FACE BRICK COLOR SELECTIONS\*



## Traditional Reds & Browns



Cedar Creek ●



Homestead Used ●



Old University ■



Pacific Handmold ●



Vancouver Used ●

## Traditional Pastels



Canyon Mist ■



Harbor Mist ■



Ashland ●



Cascade Spice ●



Chateau Gray ■

## Traditional Iron Wash




Clinker ●



Coal Creek ●



Covington ●

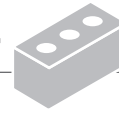


Sheffield ●

Plant key: ● = Columbia ■ = Mica



## FACE BRICK COLOR SELECTIONS\*



### Traditional Iron Wash



Windsor ●

### Traditional Tumbled Used



Classic Used ■



Mutual Used ●



Westport Used ■

## SLIMBRICK® CRAFTSMAN COLOR SELECTIONS



Ashland Used ■



Canyon Mist ■



Chateau Gray ■



Classic Used ■



Coal Creek ●



Coffee House ●




Covington ●



Ebony - Slimbrick Texture ■



Forest Blend - Slimbrick Texture ●



Inca - Slimbrick Texture ■



Mutual Used ●



Old University ■



Westport Used ■

Plant key: ● = Columbia ■ = Mica



# SLIMBRICK® GLAZED COLOR SELECTIONS



## SLIMBRICK® Glazed Gloss



Parchment ■




Smoke ■



Shadow ■



Onyx ■



Picket Fence ■



Sand ■



Tweed ■



Cobalt ■


## SLIMBRICK® Glazed Matte



Powder ■



Ash ■



Carbon ■



Cranberry ■

Plant key: ● = Columbia ■ = Mica



Shop for Mutual Materials products online at [store.mutualmaterials.com](https://store.mutualmaterials.com)!





## Cobblefield®



Cobblefield®—Gray



Cobblefield—San Francisco

## Country Ledgestone



Country Ledgestone—Ashfall



Country Ledgestone—Aspen

## Country Ledgestone



Country Ledgestone—  
Black Rundle



Country Ledgestone—  
Bucks County



Country Ledgestone—  
Chardonnay



Country Ledgestone—  
Eucalyptus



Country Ledgestone—  
Echo Ridge™



Country Ledgestone—  
Hudson Bay



Country Ledgestone—  
Skyline




Country Ledgestone—Wolf Creek

## Fieldstone



Dressed Fieldstone—Aspen



Dressed Fieldstone—Bucks County



Dressed Fieldstone—Chardonnay



Dressed Fieldstone—Echo Ridge

## Southern Ledgestone



Southern Ledgestone—Aspen



Southern Ledgestone—  
Bucks County



Southern Ledgestone—  
Chardonnay



Southern Ledgestone—  
Echo Ridge





## European Castle Stone



European Castle Stone—  
Bucks County



European Castle Stone—  
Chardonnay

## Limestone



Limestone—Bucks County



Limestone—Chardonnay

## Del Mare Ledgestone



Del Mare Ledgestone—Black Isle

## Hewn Stone™



Hewn Stone™—Talus

## River Rock & Stream Stone



River Rock—Lake Tahoe



Stream Stone—Spring

## ProStone®



Easy Fit Savannah Ledgestone—  
Vintage Wine



Easy Fit Savannah Ledgestone—  
Glacier Valley



Ledgestone—Charcoal Mist



Ledgestone—Vintage Wine





## Pro-Fit® Alpine Ledgestone



ProFit® Alpine Ledgestone—  
Black Mountain



ProFit® Alpine Ledgestone—  
Chardonnay



ProFit® Alpine Ledgestone—  
Echo Ridge



ProFit® Alpine Ledgestone—  
Pheasant

## Pro-Fit® Terrain Ledgestone



ProFit® Terrain Ledgestone—  
Arcadia



ProFit® Terrain Ledgestone—  
Arctic



ProFit® Terrain Ledgestone—  
Ethos Ridge



ProFit® Terrain Ledgestone—  
Trek

## Pro-Fit® Ledgestone



ProFit® Ledgestone—Gray



ProFit® Ledgestone—Shale



ProFit® Ledgestone—  
Southwest Blend

## Pro-Fit® Modera



ProFit® Modera—Carbon



ProFit® Modera—Vellum





## Full Stone Random Veneer



Cabinet Gorge Castle Ledge



Camas A-Split



Montana Mossy Random



Montana Mix Random

## Full Stone Random Veneer



Rocky Mountain Split Random

## Full Stone Squares & Recs



Camas Squares & Recs



Montana Mix Squares & Recs



Sage Hill Squares & Recs

## Ledgestone



Cabinet Gorge



Elk Mountai



Montana Mix



Sage Hill

## River Rock



Montana Gold Cobbles



Oregon River Rock



Rainbow Cobbles



Rainbow River Rock  
Mason's Rustic Blend

## Flagstones



Black Treads



Blue Stone Tumbled



Blue Stone Treads



Blue Stone Variegated Pre-Cut

\* Mutual Materials offers a wide variety of natural stone. These images are representative of offerings, but may not be complete.  
If you are seeking natural stone, give us a call or stop in to a branch so that we can help you find the ideal stone for your project.





## Flagstones



**Iron Mountain**



**Lavender**



**Lone Pine Gold**



**Mahogany**



**Mica Slate Charcoal**




**Mica Slate Birch Creek**



**Mountain Valley Flagstone**



**Mountain Valley Squares & Recs**



**Variegated 1-2**

## Thin Stone Panels



**Autumn Horizon Craftsman**




**Autumn Horizon Ledgestone Light**



**Placer Gold Craftsman**



**Placer Gold Ledgestone Light**



**Rocky Mountain Ledgestone Light**

\* Mutual Materials offers a wide variety of natural stone. These images are representative of offerings, but may not be complete. If you are seeking natural stone, give us a call or stop in to a branch so that we can help you find the ideal stone for your project.





## Flagmats



**Autumn Horizon Flagmats**



**Placer Gold Flagmats**

## Thin Natural Stone Veneer



**Autumn Horizon**



**Bear Mountain**




**Bitterroot Natural LedgeStone**



**Black Horse**



**Canyon Creek Natural LedgeStone**



**Cherry Hill**



**Choctaw Dark**



**Choctaw Light Tumbled**



**Farmers**



**Glacier Mountain LedgeStone**



**Hillside Blend**



**Jericho**



**Loon Lake LedgeStone**



**Mountain Valley Natural**



**Rocky Mountain Moss**

**\* Mutual Materials offers a wide variety of natural stone. These images are representative of offerings, but may not be complete. If you are seeking natural stone, give us a call or stop in to a branch so that we can help you find the ideal stone for your project.**



## FREQUENTLY ASKED QUESTIONS

---

### Can I install my own project even if I've never done this sort of work before?

Yes you can. Use the installation instructions, design ideas, and tips on our website [www.mutualmaterials.com](http://www.mutualmaterials.com) to guide your project.

---

### What type of maintenance do Mutual Materials pavers require?

Our pavers require minimal maintenance. Simply pressure wash or use a leaf blower on your project approximately once per year. You may need to sweep more sand into the joints after pressure washing.

---

### Do I need to seal my pavers?

No. However, sealers do offer 3 key benefits:

- 1) Sealers help resist penetrating stains.
- 2) Sealers enhance the color.
- 3) Certain types of sealers can bind the sand particles in the joints reducing the ability of weeds to generate.

---

### Will weeds grow between my pavers?

Weeds and grass may start to grow between your pavers from seeds and spores blown in by the wind. When this happens you can easily pull them out or use a spot weed killer, or herbicide - it won't damage the pavers.

---

### What is the white haze or powder on the pavers?

This is known as efflorescence. All concrete products contain cement which produces water-soluble calcium oxide. Calcium oxide inside the pavers reacts with water and—when carried to the surface through capillaries—reacts with carbon dioxide to form a haze of calcium carbonate. It is a natural process and will wear off in time. The amount of efflorescence is difficult to predict but it does eventually go away. Some specially-formulated cleaners may also be used to wash away efflorescence.

---

### What do I do if my pavers become stained?

One of the great benefits to concrete pavers is that the individual stained or damaged pavers can be removed and replaced. Remove the sand around the paver(s) and then use two flat-head screwdrivers to lift them out. It's a good idea to keep a few extra pavers in your shed or garage for just this need.

---

### How tall can I build my retaining wall?

The maximum height you can build your wall depends on the retaining wall block you have chosen. The maximum heights for our walls are:

- ManorStone - 3' 6"
- CypressStone - 4'
- Roman Cypress - 4'
- CornerStone: 50 Series - 3'; 100 Series - 4'; 200 Series - 6'

---

### Do I have to bury part of the bottom course of my wall?

Retaining wall blocks need to be securely anchored in the ground. If your wall is three (3) courses or fewer tall, we recommend you bury half of the bottom layer. If your wall is four (4) courses or more tall (up to the maximum recommended height), we recommend burying the entire bottom layer.

---

### If I'm building terraces, how far apart should they be?

The distance between terraces (face of wall to face of wall) should be at least two times the lower wall height. For example, if your lower wall is 2 feet tall, you need to go back 4 feet before building your next wall.

---

### What are the advantages of Mutual Materials retaining wall blocks versus using landscape timbers?

Our retaining wall units are available in a variety of styles and colors to blend with your home's exterior. And unlike products made from untreated wood which rot, warp, and become insect and rodent motels, our products are made to be durable, flexible and timeless.

---

### Will the color vary between runs of products?

Color may vary from one run to the next. It is best to buy all the product for a project at once. We recommend mixing product from different pallets in order to get a more consistent color in your project. This is also known as blending pallets.

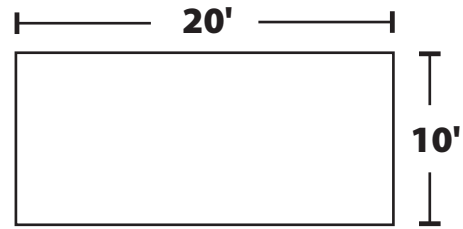


# PROJECT WORKSHEETS

## PAVING STONE PROJECT

### STEP A: Find total square footage

1. Make a drawing of your project (to 1 inch scale if possible).
2. Choose your stone shape and color.
3. Find the total square footage of your project using Step B below.
4. Locate your stone square footage on the product price label.



### STEP B: Formula to determine stones for the project

1. Multiply the length by the width to get the total square footage of the project.

\_\_\_\_\_ Length in feet **X** \_\_\_\_\_ Length in feet **=** \_\_\_\_\_ Total square feet

2. Multiply the total square footage of the project by square footage of the stone you chose.

\_\_\_\_\_ Sq. ft. **X** \_\_\_\_\_ Sq. ft. per stone **=** \_\_\_\_\_ Total stones needed  
 (calculated above) (calculated on price labels)

## RETAINING WALL PROJECT

### How many stones do I buy? 4" x 12" Wall Block

(Stones required per square foot of wall surface area)

# of Courses	Wall Height	5'	10'	15'	20'	25'
1	4"	5	10	15	20	25
2	8"	10	20	30	40	50
3	12"	15	30	45	60	75
4	16"	20	40	60	80	100
5	20"	25	50	75	100	125
6	24"	30	60	90	120	150


### How many stones do I buy? 6" x 16" Wall Block

(Stones required per square foot of wall surface area)

# of Courses	Wall Height	5'	10'	15'	20'	25'
1	4"	4	8	12	15	19
2	12"	8	16	24	30	38
3	18"	12	24	36	45	57
4	24"	16	32	48	60	76
5	30"	32	48	60	75	95
6	36"	24	48	72	90	114



# PROJECT WORKSHEETS





# BUILDING BEAUTY THAT LASTS



Back Cover: Blue Stone Fire Pit and Roman Dominion patio  
in Summit Blend.

Front Cover: Natural Stone fireplace—Loon Lake LedgeStone.

## Connect with Us!

Visit our website and social media sites

[www.MutualMaterials.com](http://www.MutualMaterials.com)

Shop online at [store.mutualmaterials.com](http://store.mutualmaterials.com)



CornerStone® is a registered trademark of CornerStone Wall Systems.  
RomanStack® is a registered trademark of Risi Stone Products.  
Cultured Stone® is a registered trademark of Boral.  
All other trademarks used herein are property of Mutual Materials Co.

© 2018 Mutual Materials