

NW HOME & YARD

IDEA BOOK

PATHS & WALKWAYS

Clay & Concrete Pavers
Permeable Pavers
Slate & Patio Stones
Architectural Slabs



At Mutual Materials, we are proud of what we do and are inspired to see our products chosen by professionals to build communities. Our products build beauty that lasts through hospitals, schools, stadiums, businesses, family homes, public parks, and backyards. Mutual Materials has long served a professional network of architects, interior designers, builders, masons, and landscape design professionals. Today we also serve residential homeowners, both through our professional networks and through our retail branch locations.



Kendall Anderegg
President, Mutual Materials

A Message from our President

Have you ever spent time looking at your local sports stadium, or your child's school, or even your neighbor's backyard and wondered where the products come from that put it all together? Well, that's what Mutual Materials does – we have been part of building beauty that lasts over one hundred years. Since 1900, we have been providing masonry and hardscape products to customers in the Pacific Northwest to help them create inviting communities that stand the test of time. Our products are used to create schools, stadiums, public landscapes, business parks, family homes and gardens, and much more.

Mutual Materials is also a family business and we locally manufacture the products we sell. From humble beginnings with one brick plant in 1900, we have grown today into a major regional employer operating more than 10 manufacturing plants and 16 branch offices across Washington, Oregon, Idaho, Montana, and British Columbia.

Our Idea Book for Paths and Walkways has photos from real homes and yards across the Pacific Northwest. In the back, you will find all of our product styles, shapes, sizes and colors of pavers, slabs, and natural stone to help you design your own custom walkway. You can also find more product details, installation instructions, online shopping and store locations online at www.mutualmaterials.com.

On behalf of the team here at Mutual Materials, we appreciate our customers and thank you for considering our products to build your home and yard improvement projects.

Sincerely,

A handwritten signature in black ink that reads "Kendall Anderegg".

Kendall Anderegg
President, Mutual Materials



PATHS & WALKWAYS

Choose the beauty, strength, and durability of hardscaped walkways. From garden paths to entryways, natural stone, brick, or concrete pavers can add a unique style to your landscape design.

OUTDOOR LIVING TRENDS

Whether you want a meandering path or a more symmetrical walkway, it is easy to add your own personal style. Simple rectangular pavers will always be popular, but more homeowners are getting creative with their designs, choosing unique patterns and differentiating textures, including natural stone.

When you start designing your walkway you need to consider the look, the function, and your budget. You want your walkway to complement your patio but also serve as an aesthetic transition into your home. Keeping these factors in mind, sketch out your project, but feel free to get creative in your design.

PAVED WALKWAY DESIGN

- Dominion Slate comes in three sizes and with a unique rippled texture to mimic natural stone.
- For a slate texture in a larger format paver, Columbia Slate could be your choice. Coming in three sizes and colors, its larger size allows for faster installation.
- Plank pavers are long, smooth, and come in a deeper color, providing a symmetrical look to a contemporary project.
- For the ultimate modern look, consider porcelain pavers with a glossy look in a variety of colors.
- Old Dominion Squares and Rectangles are smaller pieces making it easier to create wandering paths, while the rounded corners really help provide a smooth cobble look.




Walkway: Old Dominion Squares & Recs in
Cascade Blend with Holland Border





1. Mossy Natural Flagstone Pathway.
2. Walkway: Old Dominion Squares & Recs in Summit Blend.
3. Walkway: Slaton™ Paving System in Charcoal.



1. Walkway: Roman Dominion® in Summit Blend.
2. Walkway: Roman Dominion® in Summit Blend.
3. Walkway: Vancouver Bay Architectural Slabs in Gray.
4. Walkway: Roman Dominion® in Summit Blend.









1. Walkway: Roman Cobblestone in Harvest Blend.
2. Iron Mountain Flagstone Reading Nook and Pathway.



*Shop for Mutual Materials products online at
store.mutualmaterials.com!*



PATHS & WALKWAYS

PRODUCT GUIDE CONTENTS

The following pages list the wide range of styles, sizes and colors of our paving and natural stone products.

For more product information, project ideas and inspiration, and other resources, visit our website at www.mutualmaterials.com.


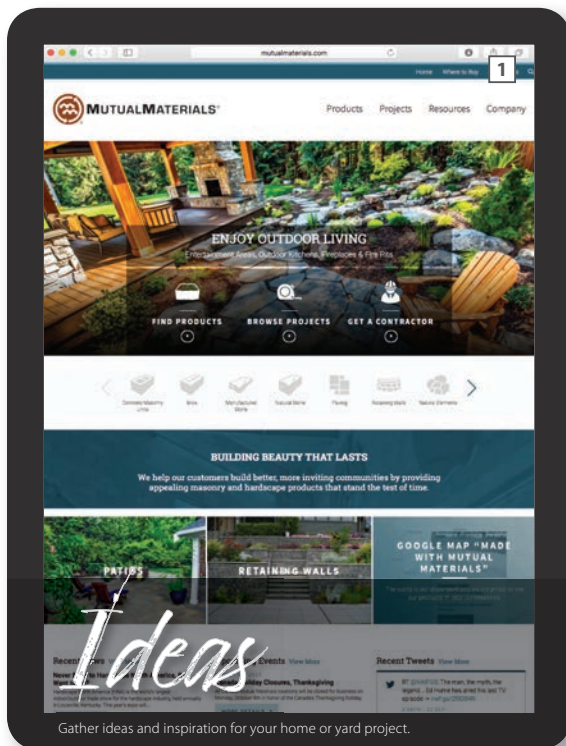
Clay Pavers	12
Dominion Slate	13
Roman Dominion	13
Roman Cobblestone.....	13
Old Dominion Squares & Recs	14
Old Dominion Circles	14
Holland.....	14
Plank Pavers.....	15
Uni Ecoloc®	15
Eco-Priora	15
Uni Eco-Stone®	15
Permeable Holland Herringbone 8cm.....	15
TurfStone	15
Vancouver Bay Architectural Slabs.....	16
Glacier Slate	17
Columbia Slate	17
Porcelain Architectural Slabs.....	17
Slaton.....	18
Natural Stone	18
Frequently Asked Questions	19

BRING YOUR VISION TO LIFE

From ideas and inspiration, to product selection, then finding installation professionals, Mutual Materials is here to help our customers build beauty that lasts in their homes and yards.

Professional Services

- As a manufacturer, Mutual Materials does not offer design or installation services directly, but we know who does. Our professional network includes architects, designers, builders, and landscape professionals.
- Our Contractor Connect Program matches your project with multiple contractors. You work directly with the company of your choice. Call Contractor Connect at 1-800-548-8452.




CLAY PAVERS




Mica Tile



(To be used in mortar-set applications only.)





Patio Pavers




Roman Clay Pavers



Clay Pavers



Coping Brick




2.5" Coping Brick

3 1/2" W x 2 1/2" H x 11 1/2" L
89 mm x 63.5 mm x 292 mm

2.25" Coping Brick*

3 1/2" W x 2 1/4" H x 11 1/2" L
89 mm x 57 mm x 292 mm



DOMINION SLATE




PATIOS




WALKWAYS


Square



Rectangle



Large Rectangle*



**Not recommended for vehicular use.*



CASCADE BLEND



HARVEST BLEND



NORTHWEST BLEND

ROMAN DOMINION




PATIOS




WALKWAYS


Square



Rectangle




Large Rectangle*




**Not recommended for vehicular use.*



CASCADE BLEND



HARVEST BLEND



SUMMIT BLEND

ROMAN COBBLESTONE



WALKWAYS




PATIOS




DRIVEWAYS


Small




Medium



Large



CHARCOAL



HARVEST BLEND



NORTHWEST BLEND



SUMMIT BLEND

OLD DOMINION SQUARES & RECS



PATIOS




DRIVEWAYS




WALKWAYS



Small Rectangle



Rectangle



Square



Old Dominion Circle in
Harvest Blend



OLD DOMINION CIRCLE KIT



PATIOS




DRIVEWAYS




WALKWAYS


Center



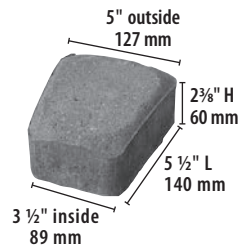
Rectangle



Small Radius



Large Radius



HOLLAND



DRIVEWAYS




PATIOS




WALKWAYS





Holland



Double Holland



Triple Holland



PLANK PAVERS





PATIOS



WALKWAYS

Plank Paver



UNI ECOLOC®



DRIVEWAYS



PATIOS




STREETS



WALKWAYS

Uni Ecoloc Unit

(There is a 12.8% void area per square foot.)



ECO-PRIORA®



DRIVEWAYS



PATIOS




STREETS



WALKWAYS



8 x 8 Unit

(There is a 9% void area per square foot.)



4 x 8 Unit

(There is a 13% void area per square foot.)



UNI ECO-STONE®



DRIVEWAYS



PATIOS




STREETS



WALKWAYS

Uni Eco-Stone® Unit

(There is a 12.8% void area per square foot.)



PERMEABLE HOLLAND HERRINGBONE 8 cm



DRIVEWAYS




TERRACES



STREETS

Permeable Holland Unit



TURFSTONE®



DRIVEWAYS




TERRACES



STREETS



WALKWAYS



VANCOUVER BAY ARCHITECTURAL SLABS*





PATIOS




WALKWAYS

12 x 24



CHARCOAL





GRAY




LATTE

18 x 18



GRAPHITE





PLATINUM




LATTE

24 x 24



CHARCOAL



GINGER



GRAY



LATTE



TAN

GLACIER SLATE*






PATIOS



DRIVEWAYS

Glacier Slate Unit



COLUMBIA SLATE




PATIOS




WALKWAYS




Rectangle



Square



Large Rectangle



PORCELAIN ARCHITECTURAL SLABS




PATIOS


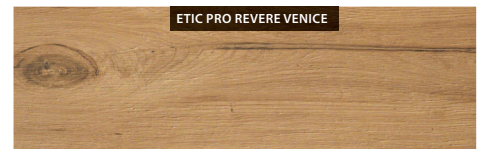
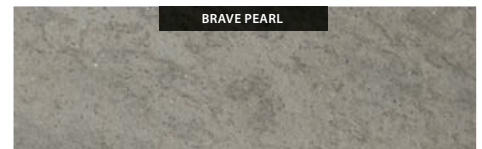



WALKWAYS

Porcelain Slab Unit



Etic Unit





* Glacier Slate Slabs are not suitable for vehicular traffic.

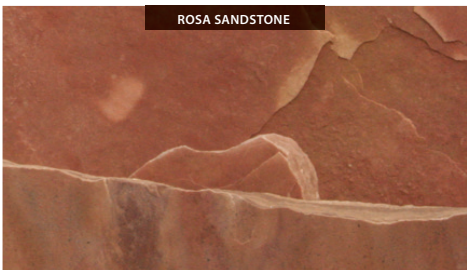

SLATON™



SIX FACE OPTIONS



NATURAL STONE FLAGSTONE & PATIO STONES



FREQUENTLY ASKED QUESTIONS

Can I install my own project even if I've never done this sort of work before?

Yes you can. Use the installation instructions, design ideas, and tips on our website www.mutualmaterials.com to guide your project.

What type of maintenance do Mutual Materials pavers require?

Our pavers require minimal maintenance. Simply pressure wash or use a leaf blower on your project approximately once per year. You may need to sweep more sand into the joints after pressure washing.

Do I need to seal my pavers?

No. However, sealers do offer 3 key benefits:

- 1) Sealers help resist penetrating stains.
- 2) Sealers enhance the color.
- 3) Certain types of sealers can bind the sand particles in the joints reducing the ability of weeds to generate.

Will weeds grow between my pavers?

Weeds and grass may start to grow between your pavers from seeds and spores blown in by the wind. When this happens you can easily pull them out or use a spot weed killer, or herbicide - it won't damage the pavers.

What is the white haze or powder on the pavers?

This is known as efflorescence. All concrete products contain cement which produces water-soluble calcium oxide. Calcium oxide inside the pavers reacts with water and—when carried to the surface through capillaries—reacts with carbon dioxide to form a haze of calcium carbonate. It is a natural process and will wear off in time. The amount of efflorescence is difficult to predict but it does eventually go away. Some specially-formulated cleaners may also be used to wash away efflorescence.

What do I do if my pavers become stained?

One of the great benefits to concrete pavers is that the individual stained or damaged pavers can be removed and replaced. Remove the sand around the paver(s) and then use two flat-head screwdrivers to lift them out. It's a good idea to keep a few extra pavers in your shed or garage for just this need.

How tall can I build my retaining wall?

The maximum height you can build your wall depends on the retaining wall block you have chosen. The maximum heights for our walls are:

- ManorStone - 3' 6"
- CypressStone - 4'
- Roman Cypress - 4'
- CornerStone: 50 Series - 3'; 100 Series - 4'; 200 Series - 6'

Do I have to bury part of the bottom course of my wall?

Retaining wall blocks need to be securely anchored in the ground. If your wall is three (3) courses or fewer tall, we recommend you bury half of the bottom layer. If your wall is four (4) courses or more tall (up to the maximum recommended height), we recommend burying the entire bottom layer.

If I'm building terraces, how far apart should they be?

The distance between terraces (face of wall to face of wall) should be at least two times the lower wall height. For example, if your lower wall is 2 feet tall, you need to go back 4 feet before building your next wall.

What are the advantages of Mutual Materials retaining wall blocks versus using landscape timbers?

Our retaining wall units are available in a variety of styles and colors to blend with your home's exterior. And unlike products made from untreated wood which rot, warp, and become insect and rodent motels, our products are made to be durable, flexible and timeless.

Will the color vary between runs of products?

Color may vary from one run to the next. It is best to buy all the product for a project at once. We recommend mixing product from different pallets in order to get a more consistent color in your project. This is also known as blending pallets.

BUILDING BEAUTY THAT LASTS



Back Cover: Mica Slate Flagstone.
Front Cover: Iron Mountain Flagstone pathway.

Connect with Us!

Visit our website and social media sites

www.MutualMaterials.com

Shop online at store.mutualmaterials.com



Uni Eco-Priora® is a registered trademark of Uni-Group USA.
CornerStone® is a registered trademark of CornerStone Wall Systems.
Cultured Stone® is a registered trademark of Boral.
Slaton® is a trademark of Anchor Wall Block Systems, Inc.
All other trademarks used herein are property of Mutual Materials Co.

© 2018 Mutual Materials