



# UNI OPTILOC®



VEHICLE TRAFFIC



EROSION CONTROL



Uni Optiloc® utilizes a unique interlocking shape to offer superior resistance to tipping and twisting under heavy loads and is specially designed for rapid mechanized installation of large-scale projects.

Uni Optiloc is designed to give the visual impression of a pavement comprised of simple squares and rectangles through the use of false joints. In addition to its "L-Shape" Uni Optiloc incorporates a cleverly-hidden dentated perimeter that interlocks with neighboring stones. This offers an unsurpassed interlock under vehicular traffic. Due to this unique combination of visual appeal and industrial strength, Uni Optiloc applications are truly limitless.

Uni Optiloc pavers are ideal for municipal, commercial, and industrial applications, including:

- Industrial plants
- Roads and intersections
- Storage depots
- Industrial parks
- Military installations
- Factory yards & streets
- Loading docks
- Container and bus terminals
- Airport taxiways, Maintenance and Hangar areas

## PRODUCT DATA\*

Coverage per Layer**	Coverage per Pallet**	Weight per Layer	Weight per Pallet
10.595 ft <sup>2</sup> (0.984 m <sup>2</sup> )	84.76 ft <sup>2</sup> (7.874 m <sup>2</sup> )	300 lbs/136 kg	2,380 lbs/1079.57 kg

*All Weight per Pallet noted above includes a 50 lb pallet weight.*

*\* All metric dimensions are soft converted to Imperial. Dimensions and coverage include 1.5 mm (1/16") joint*

*\*\* Uni Optiloc must be purchased by the full layer or full pallet.*

## STANDARD SPECIFICATION



Uni Optiloc pavers are manufactured to industry standard specification ASTM: C 936. Contact your Mutual Materials representative with your particular requirements.

## AVAILABLE COLORS

For more information about custom colors, please contact a sales representative. Custom colors may be restricted by the size of the order or project.

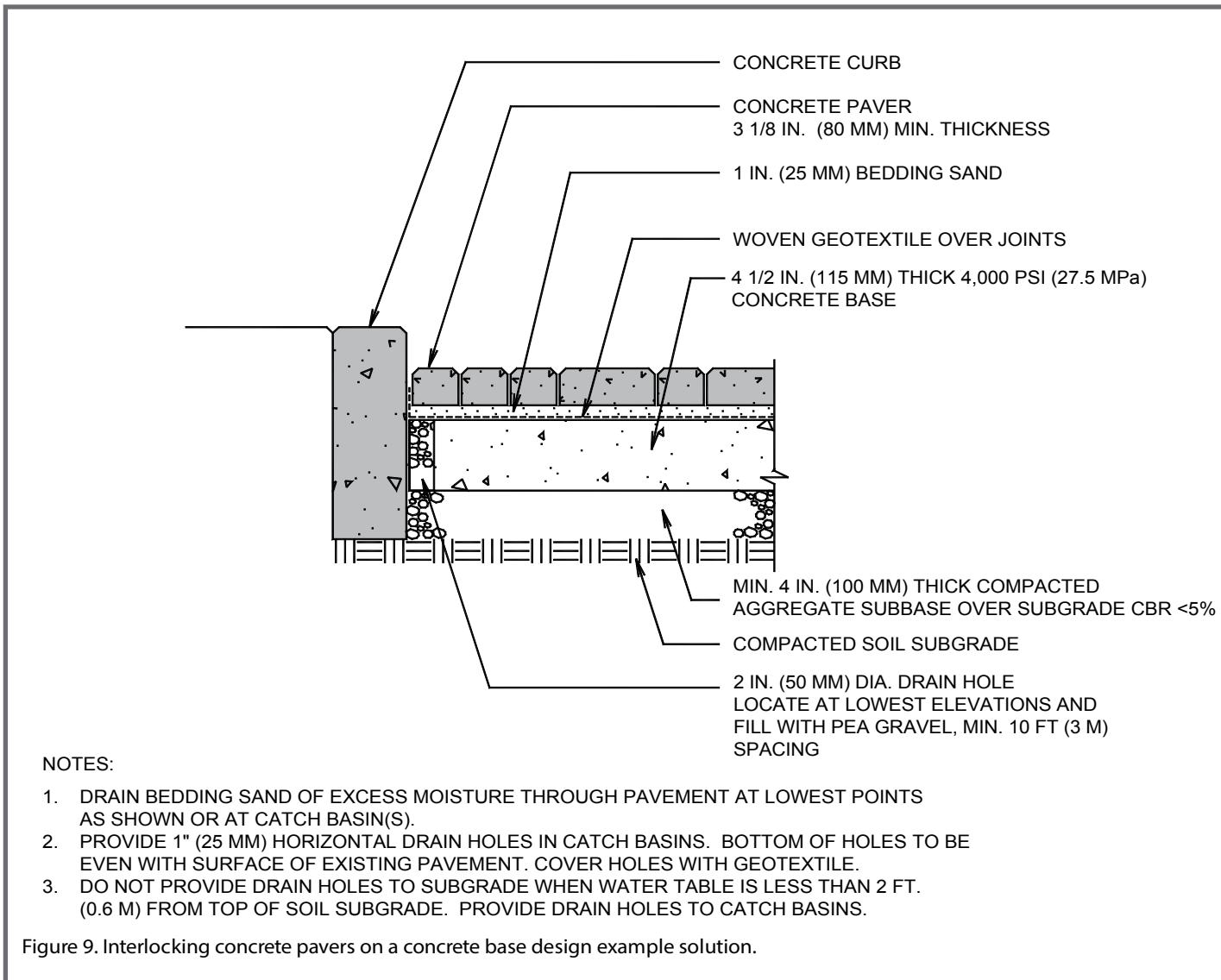
## PALLET LAYOUT

Uni Optiloc pavers are designed to be mechanically installed a full layer at a time. Layers are placed off-set to create a strong, interlocking pavement surface.



## INSTALLATION INSTRUCTIONS

For mechanical installation guidelines for Uni Optiloc®, please contact a Mutual Materials hardscape sales representative.



Uni Optiloc® is a registered trademark of Uni-Group USA.

## MUTUAL MATERIALS LOCATIONS

For product information and customer service, call **1-888-MUTUALØ (688-8250)**.

WASHINGTON		OREGON	IDAHO	MONTANA
Auburn	Port Orchard	Bend	Boise	Missoula
Bellevue	South Seattle	Clackamas	Hayden	
Bellingham	Spokane	Durham		
Marysville	Tacoma (Parkland)	Portland		
Olympia (Tumwater)	Vancouver, WA	Salem		

