



ManorStone® retaining wall blocks offer the versatility and ease-of-use that makes them the ideal landscaping product for a wide variety of projects. Available in radius and flat-face and straight and tapered units. Mix and match units to create visual interest, capping your wall, or create staircases.

ManorStone is perfect for retaining walls up to 3.5 feet.


Radius Face

16" x 6" x 12" (40.6 cm x 15.2 cm x 30.5 cm)
(also available w/straight sides)




Flat Face

16" x 6" x 12" (40.6 cm x 15.2 cm x 30.5 cm)
(also available w/straight sides)




Corner Unit

16" x 6" x 8" (40.6 cm x 15.2 cm x 20.3 cm)



Flat Face Tapered Cap Unit

18" (front face) 12" (back face) x 3" x 13"
(45.7 cm x 7.6 cm x 33 cm)



Available in Charcoal, Gray, NW Blend, and Summit.

PRODUCT DATA

	Coverage	Units / Pallet	Coverage / Pallet	Weight / Piece	Weight / Pallet
Radius Face Tapered-Sides	1.5 pcs / ft ² (16.2 pcs / m ²)	45	30 ft ² (2.79 m ²)	65.5 lb (29.7 kg)	2997.5 lb (1,360 kg)
Radius Face Straight-Sides	1.5 pcs / ft ² (16.2 pcs / m ²)	45	30 ft ² (2.79 m ²)	75 lb (34 kg)	3,425 lb (1,554 kg)
Flat Face Tapered-Sides	1.5 pcs / ft ² (16.2 pcs / m ²)	45	30 ft ² (2.79 m ²)	64 lb (29 kg)	2,930 lb (1,329 kg)
Flat Face Straight-Sides	1.5 pcs / ft ² (16.2 pcs / m ²)	45	30 ft ² (2.79 m ²)	79 lb (36 kg)	3,605 lb (1,636 kg)
Corner Unit	1 pc / ft ²	60	60 ft ²	56 lb (25.5 kg)	3,410 lb (1,547 kg)
Flat Face Tapered Cap Unit	0.8 pcs / ln ft	72	90 ln ft	45 lb (20.4 kg)	3,290 lb (1,493 kg)
Flat Face Cap Unit	.75 pcs / ln ft	72	96 ln ft	43 lb (19.5 kg)	3,146 lb (1,427 kg)
Revers-a-Cap	1.5 pcs / ln ft	96	64 ln ft	22 lb (10 kg)	2162 lb (980 kg)
Coping Unit	0.5 pcs / ln ft	36	72 ln ft	62 lb (28 kg)	2262 lb (1,026 kg)

Flat Face Cap Unit

16" x 3 x 12 3/8" (40.6 cm x 7.6 cm x 31.4 cm)



Available in Gray and Charcoal.

Revers-a-Cap

7" or 8" x 3" x 14"
(17.7 cm or 20.3 cm x 7.6 cm x 35.4 cm)



Available in Cascade and Onyx.

Coping Unit

23 5/8" x 3" x 12"
(60.34 cm x 7.6 cm x 30.5 cm)



Available in Cascade and Onyx.

All **Weight per Pallet** noted above include a 50 lb pallet weight. Maximum wall height: 3' 6". Minimum radius: 2' 8".

AVAILABLE COLORS

For more information on custom colors, please contact a Mutual Materials sales representative. Custom colors may be restricted by the size of the order or project.



NOT TO EXCEED 3' 6"		WALL LENGTH (0.75 units per lineal foot)					
WALL HEIGHT	COURSES	10 ft	15 ft	20 ft	25 ft	30 ft	35 ft
1'	2	15	23	30	38	45	53
1'-6"	3	23	34	45	57	68	79
2'	4	30	45	60*	75	90	105
2' 6"	5	38	57	75	92	113	132
3' 0	6	45	68	90	113	135	158
3' 6"	7	53	79	105	132	158	184

Wall Height	Courses	Blocks
1'	2	24
1'-6"	3	36
2'	4	48
2' 6"	5	60
3'	6	72
3' 6"	7	12

©2023 Mutual Materials US MANORSTONE® 06/2023 www.MutualMaterials.com