



ARCHITEXTURES™



UNIT OF MEASURE

The Unit of Measure for Architextures is Each.

PIECES REQUIRED

To calculate pieces required, multiply the wall length, in feet, by 0.338. This will give you the number of pieces required per layer. Then multiply this by the number of layers to determine total quantity required. Please note that 0.338 is the multiplier used for both the standard and coping units. The closed end coping does not have the texture as the face does.

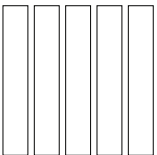
INSTALLATION

For information on wall heights, consult the product installation guide and technical specifications. Check your local building codes and consult a professional engineer when required.

PALLET INFORMATION




Every bundle of coping units will come with 6 left end coping units, 6 right end coping units and 3 regular coping units which have open ends. Available to order in full pallets only.

PALLET CONFIGURATIONS



Pallet Top View


SPECIFICATIONS

STANDARD	UNIT		PALLET			
	SIZE (H X W X D)	WEIGHT	LAYERS	UNITS	FACE AREA	WEIGHT
	MM 150 x 900 x 285	KG 85.73	3	15	M2 2.02	1284.57
	IN 5.9 x 35.43 x 11.22	LB 189			SQFT 21.80	LB 2832
COPING	UNIT		PALLET			
	SIZE (H X W X D)	WEIGHT	LAYERS	UNITS	FACE AREA	WEIGHT
	MM 150 x 900 x 285	KG 86.18	3	15	LM 2.02	1292.29
	IN 5.9 x 35.43 x 11.22	LB 190			LFT 21.80	LB 2849
CORNER	UNIT		PALLET			
	SIZE (H X W X D)	WEIGHT	LAYERS	UNITS	FACE AREA	WEIGHT
	MM 150 x 900 x 285	KG 83.46	2	10	M2 1.35	KG 835.06
	IN 5.9 x 35.43 x 11.22	LB 184			SQFT 14.50	LB 1841

COLOURS



Ash



Flint

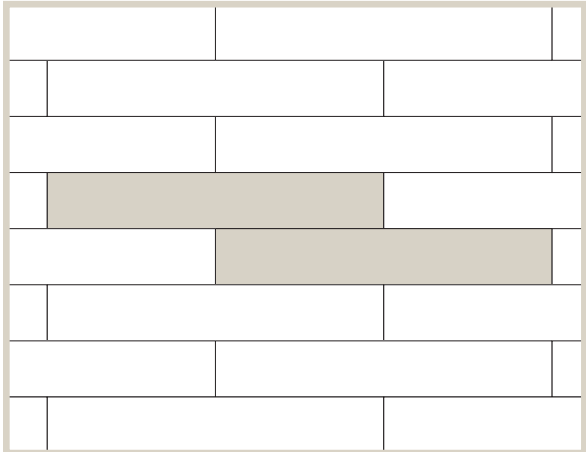


Sterling

PRODUCT CODES

COLOURS	ITEM NO. STANDARD	ITEM NO. CORNER	ITEM NO. COPING
Flint	134824	134830	137750
Sterling	134825	134831	137752
Ash	134826	134832	137751

PATTERNS



Pattern 1