

BOARDWALK*

Made in BC



UNIT OF MEASURE

The Unit of Measure for Boardwalk is Each.

PIECES REQUIRED

Each bundle contains 76 sq. ft. between the eight sizes. Recommended to use Paver Saver Mat (103164) between the plate compactor and surface.

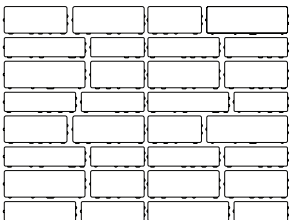
INSTALLATION

Barkman recommends the use of polymeric sand for commercial applications. A plate compactor should be used over the entire surface following installation. Boardwalk is compatible with some machine paver laying systems. Boardwalk can also be installed as a permeable paver. Available to order in full pallets only. Recommended to use Polybind Complete G2 Polymeric Sand for commercial applications if not using for permeable. Product designed to be installed in a running bond pattern.

PALLET INFORMATION





Sold in full pallets only. Contact your local Barkman sales representative for further details.

PALLET CONFIGURATIONS



Standard Pallet

SPECIFICATIONS

14X4.5 / 14X3	UNIT		PALLET			
	SIZE (H X W X D)	WEIGHT	LAYERS	UNITS	FACE AREA	WEIGHT
	MM 362 x 119 x 80	KG 7.79	7	28	M2 7.06	KG 1233.32
	IN 14.25 x 4.69 x 3.15	LB 17.17			SQFT 75.74	LB 2719
	MM 362 x 89 x 80	KG 5.96	7	28	M2 7.06	KG 1233.32
	IN 14.25 x 3.50 x 3.15	LB 13.15			SQFT 75.74	LB 2719
12.5X4.5 / 12.5X3	UNIT		PALLET			
	SIZE (H X W X D)	WEIGHT	LAYERS	UNITS	FACE AREA	WEIGHT
	MM 322 x 119 x 80	KG 7.12	7	28	M2 7.06	KG 1233.32
	IN 12.68 x 4.69 x 3.15	LB 15.69			SQFT 75.74	LB 2719
	MM 322 x 89 x 80	KG 5.31	7	28	M2 7.06	KG 1233.32
	IN 12.25 x 3.50 x 3.15	LB 11.70			SQFT 75.74	LB 2719
11X4.5 / 11X3	UNIT		PALLET			
	SIZE (H X W X D)	WEIGHT	LAYERS	UNITS	FACE AREA	WEIGHT
	MM 282 x 119 x 80	KG 6.24	7	28	M2 7.06	KG 1233.32
	IN 11.10 x 4.69 x 3.15	LB 13.76			SQFT 75.74	LB 2719
	MM 282 x 89 x 80	KG 4.65	7	28	M2 7.06	KG 1233.32
	IN 11.10 x 3.50 x 3.15	LB 10.26			SQFT 75.74	LB 2719
9X4.5 / 9X3	UNIT		PALLET			
	SIZE (H X W X D)	WEIGHT	LAYERS	UNITS	FACE AREA	WEIGHT
	MM 242 x 119 x 80	KG 5.36	7	28	M2 7.06	KG 1233.32
	IN 9.53 x 4.69 x 3.15	LB 11.82			SQFT 75.74	LB 2719
	MM 242 x 89 x 80	KG 4.00	7	28	M2 7.06	KG 1233.32
	IN 9.53 x 3.50 x 3.15	LB 8.82			SQFT 75.74	LB 2719

STANDARD COLOURS



Natural

Charcoal

PRODUCT CODES

COLOURS	ITEM NO.
Natural	215381
Charcoal	218636

PATTERNS

