

 MUTUAL MATERIALS

MASONRY

PRODUCT
SELECTION
GUIDE







MASONRY PRODUCT SELECTION GUIDE

Since 1900, Mutual Materials supplies the masonry and hardscape products that build the Pacific Northwest.

Visit us online at mutualmaterials.com



“Mutual Materials is where I start.”

Their products have a **depth and character** that feels like it was crafted specifically for my projects. They're made here, and **built to last through all four seasons** in the Pacific Northwest.

—ARCHITECT | PORTLAND, OREGON
25+ YEAR INDUSTRY VETERAN



BUILT ON TRADITION. MADE FOR WHAT'S NEXT.

125+ years of craftsmanship, trusted by generations of builders across the Pacific Northwest.

Mutual Materials has been making brick in the Pacific Northwest since 1900. 125+ years later, we are still here. Still family-operated. Still grounded in the same region we started in. Our work is in stadiums and schools, hospitals and storefronts, front walks and backyards across the Northwest.

This guide is for the people who build.

Homeowners who dream of a beautiful outdoor oasis. Architects who design for the long-term, not just what's trendy now. Contractors who have set our brick for decades, often spanning generations of sharing their craft, just like us. Our job is to be the partner each of you can count on. Building beauty that lasts.

Thank you for considering us. Whether you are designing for your next project, running a crew, or planning a weekend patio, we are glad to be part of your build. Our customers are the reason we have been here for 125 years, and the reason we will continue to be here for generations to come.

KENDALL ANDEREGG

President, Mutual Materials

CONTENTS

CLAY BRICK

Face Brick	3
Specialty Thin Brick	11
Masonry Partners	13

CONCRETE MASONRY UNITS

Mutual Materials CMU	17
CMU Partners	19

MANUFACTURED STONE VENEER

Manufactured Stone Partners	25
-----------------------------------	----

NATURAL STONE


Stocking Thin Veneer	35
Natural Stone Partners	37
Caps & Accessories.....	41

MASONRY ACCESSORIES

Mortar, Grout & Concrete	45
Installation Products	47
Cleaner & Sealer	47
Fireplaces	49

Mutual Materials Locations.....	51
---------------------------------	----

Due to the limitations of printing, color and texture pictured in Product Selection Guides may differ from actual product. **Final selection should always be based on a current physical sample.** Product availability is subject to change. For more information, contact your Mutual Materials representative.



CLAY BRICK

FACE BRICK

SPECIALTY THIN BRICK

MASONRY PARTNERS



FACE BRICK

Trusted and timeless. From brick buildings that feel like they've always been there to the fireplace wall that anchors a room, brick provides performance and character to every project. Made from Pacific Northwest clay, fired at high temperatures, our brick carries the character of the region in its color and texture. With a variety of sizes, shapes, and patterns, your project will be unique to you. That starts with color. Our palette is drawn from our landscape. From basalt ridge to forest floor, these tones carry the weight of the landscape. Rich, dark, and built for the Northwest. The craftsmanship behind our brick is as true today as it was when we started back in 1900. Beauty built to last.

BLACK & BROWN



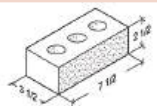
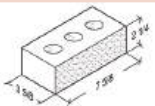
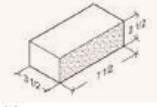
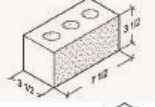
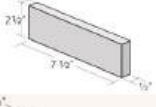
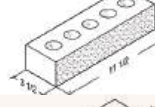
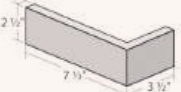
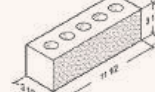
*** Stocking at branches**
All brick can be made in smooth and mission texture, UNLESS labeled as coated (C). Stocking texture is specified by (M) for Mission Texture, (S) for Smooth, (M/S) for Mission and Smooth, and (C) for Coated.

Brick is made from natural materials and may vary in color and texture.
For best results, use smart blending from multiple pallets during installation.
Non-stock colors, sizes, and Slimbrick® may be available in limited quantities, or require a minimum order quantity and lead time.
Custom shapes, sizes, textures, and color blends can be produced with minimum order quantities and sufficient lead time. Contact a sales representative for details.



PICTURED: Face Brick in Clinker, Coated Texture

AVAILABLE SIZES

	W x H x L (in)		W x H x L (in)
Standard	 $3\frac{1}{2} \times 2\frac{1}{2} \times 7\frac{1}{2}$	$2\frac{1}{4}$ " Modular	 $3\frac{5}{8} \times 2\frac{1}{4} \times 7\frac{5}{8}$
Solid	 $3\frac{1}{2} \times 2\frac{1}{2} \times 7\frac{1}{2}$	448	 $3\frac{1}{2} \times 3\frac{1}{2} \times 7\frac{1}{2}$
Slimbrick Flats	 $\frac{5}{8} \times 2\frac{1}{2} \times 7\frac{1}{2}$	Norman (Available in $2\frac{1}{4}$ ")	 $3\frac{1}{2} \times 2\frac{1}{2} \times 11\frac{1}{2}$
Slimbrick Corner	 $\frac{5}{8} \times 2\frac{1}{2} \times 7\frac{1}{2}$ ($3\frac{1}{2}$ " return)	Econ	 $3\frac{1}{2} \times 3\frac{1}{2} \times 11\frac{1}{2}$


Brick stocked at branches is available in standard, solid, and Slimbrick® flats & corners. Visit mutualmaterials.com to see additional sizes and shapes.

FACE BRICK

Trusted and timeless. From brick buildings that feel like they've always been there to the fireplace wall that anchors a room, brick provides performance and character to every project. Made from Pacific Northwest clay, fired at high temperatures, our brick carries the character of the region in its color and texture. With a variety of sizes, shapes, and patterns, your project will be unique to you. That starts with color. Our palette is drawn from our landscape. Drawn from the warmest tones in the Northwest landscape, red clay and cedar bark, earth tones with real roots.

The craftsmanship behind our brick is as true today as it was when we started back in 1900. Beauty built to last.

RED & ORANGE



*** Stocking at branches**
 All brick can be made in smooth and mission texture, UNLESS labeled as coated (C). Stocking texture is specified by (M) for Mission Texture, (S) for Smooth, (M/S) for Mission and Smooth, and (C) for Coated.

Brick is made from natural materials and may vary in color and texture.
 For best results, use smart blending from multiple pallets during installation.

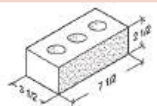
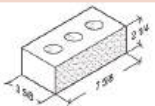
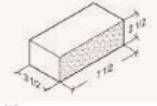
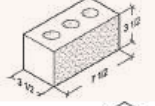
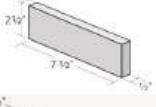
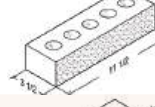
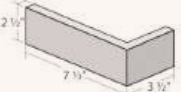
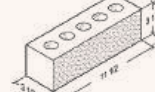
Non-stock colors, sizes, and Slimbrick® may be available in limited quantities, or require a minimum order quantity and lead time.

Custom shapes, sizes, textures, and color blends can be produced with minimum order quantities and sufficient lead time. Contact a sales representative for details.



PICTURED: Face Brick in Inca, Mission Texture

AVAILABLE SIZES

	W x H x L (in)		W x H x L (in)
Standard	 $3\frac{1}{2} \times 2\frac{1}{2} \times 7\frac{1}{2}$	2 1/4" Modular	 $3\frac{5}{8} \times 2\frac{1}{4} \times 7\frac{5}{8}$
Solid	 $3\frac{1}{2} \times 2\frac{1}{2} \times 7\frac{1}{2}$	448	 $3\frac{1}{2} \times 3\frac{1}{2} \times 7\frac{1}{2}$
Slimbrick Flats	 $\frac{5}{8} \times 2\frac{1}{2} \times 7\frac{1}{2}$	Norman (Available in 2 1/4")	 $3\frac{1}{2} \times 2\frac{1}{2} \times 11\frac{1}{2}$
Slimbrick Corner	 $\frac{5}{8} \times 2\frac{1}{2} \times 7\frac{1}{2}$ (3 1/2" return)	Econ	 $3\frac{1}{2} \times 3\frac{1}{2} \times 11\frac{1}{2}$


Brick stocked at branches is available in standard, solid, and Slimbrick® flats & corners. Visit mutualmaterials.com to see additional sizes and shapes.

FACE BRICK

Trusted and timeless. From brick buildings that feel like they've always been there to the fireplace wall that anchors a room, brick provides performance and character to every project. Made from Pacific Northwest clay, fired at high temperatures, our brick carries the character of the region in its color and texture. With a variety of sizes, shapes, and patterns, your project will be unique to you. That starts with color. Our palette is drawn from our landscape. From the tideline to the tree line, tones that read as calm. Colors that carry the stillness of the Northwest shoreline on a low-tide morning.

The craftsmanship behind our brick is as true today as it was when we started back in 1900. Beauty built to last.

TAN & CREAM



*** Stocking at branches**
All brick can be made in smooth and mission texture, UNLESS labeled as coated (C). Stocking texture is specified by (M) for Mission Texture, (S) for Smooth, (M/S) for Mission and Smooth, and (C) for Coated.

Brick is made from natural materials and may vary in color and texture.
For best results, use smart blending from multiple pallets during installation.

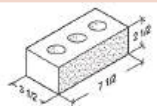
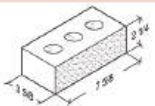
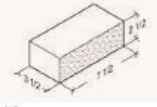
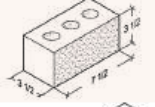
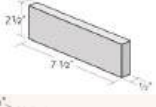
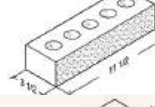
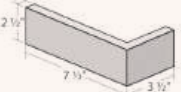
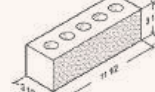
Non-stock colors, sizes, and Slimbrick® may be available in limited quantities, or require a minimum order quantity and lead time.

Custom shapes, sizes, textures, and color blends can be produced with minimum order quantities and sufficient lead time. Contact a sales representative for details.



PICTURED: Face Brick in Canyon Mist, Coated Texture

AVAILABLE SIZES

	W x H x L (in)		W x H x L (in)
Standard	 $3\frac{1}{2} \times 2\frac{1}{2} \times 7\frac{1}{2}$	2 1/4" Modular	 $3\frac{5}{8} \times 2\frac{1}{4} \times 7\frac{5}{8}$
Solid	 $3\frac{1}{2} \times 2\frac{1}{2} \times 7\frac{1}{2}$	448	 $3\frac{1}{2} \times 3\frac{1}{2} \times 7\frac{1}{2}$
Slimbrick Flats	 $\frac{5}{8} \times 2\frac{1}{2} \times 7\frac{1}{2}$	Norman (Available in 2 1/4")	 $3\frac{1}{2} \times 2\frac{1}{2} \times 11\frac{1}{2}$
Slimbrick Corner	 $\frac{5}{8} \times 2\frac{1}{2} \times 7\frac{1}{2}$ (3 1/2" return)	Econ	 $3\frac{1}{2} \times 3\frac{1}{2} \times 11\frac{1}{2}$


Brick stocked at branches is available in standard, solid, and Slimbrick® flats & corners. Visit mutualmaterials.com to see additional sizes and shapes.

FACE BRICK

Trusted and timeless. From brick buildings that feel like they've always been there to the fireplace wall that anchors a room, brick provides performance and character to every project. Made from Pacific Northwest clay, fired at high temperatures, our brick carries the character of the region in its color and texture. With a variety of sizes, shapes, and patterns, your project will be unique to you. That starts with color. Our palette is drawn from our landscape. From weathered dock planks to salt-bleached stone, these whites and grays carry the quiet of the Northwest coast. The craftsmanship behind our brick is as true today as it was when we started back in 1900. Beauty built to last.



LIGHT, WHITE & GRAY



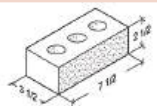
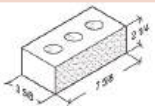
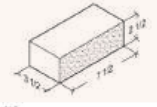
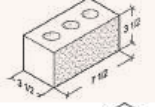
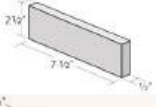
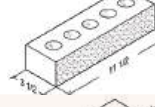
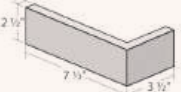
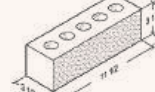
*** Stocking at branches**
All brick can be made in smooth and mission texture, UNLESS labeled as coated (C). Stocking texture is specified by (M) for Mission Texture, (S) for Smooth, (M/S) for Mission and Smooth, and (C) for Coated.

Brick is made from natural materials and may vary in color and texture.
For best results, use smart blending from multiple pallets during installation.
Non-stock colors, sizes, and Slimbrick® may be available in limited quantities, or require a minimum order quantity and lead time.
Custom shapes, sizes, textures, and color blends can be produced with minimum order quantities and sufficient lead time. Contact a sales representative for details.



PICTURED: Face Brick in Aspen, Mission Texture

AVAILABLE SIZES

	W x H x L (in)		W x H x L (in)
Standard	 $3\frac{1}{2} \times 2\frac{1}{2} \times 7\frac{1}{2}$	2 1/4" Modular	 $3\frac{5}{8} \times 2\frac{1}{4} \times 7\frac{5}{8}$
Solid	 $3\frac{1}{2} \times 2\frac{1}{2} \times 7\frac{1}{2}$	448	 $3\frac{1}{2} \times 3\frac{1}{2} \times 7\frac{1}{2}$
Slimbrick Flats	 $\frac{5}{8} \times 2\frac{1}{2} \times 7\frac{1}{2}$	Norman (Available in 2 1/4")	 $3\frac{1}{2} \times 2\frac{1}{2} \times 11\frac{1}{2}$
Slimbrick Corner	 $\frac{5}{8} \times 2\frac{1}{2} \times 7\frac{1}{2}$ (3 1/2" return)	Econ	 $3\frac{1}{2} \times 3\frac{1}{2} \times 11\frac{1}{2}$

Brick stocked at branches is available in standard, solid, and Slimbrick® flats & corners. Visit mutualmaterials.com to see additional sizes and shapes.

SPECIALTY THIN BRICK

The warmth and character of brick, the clean lines of tile. Some surfaces work harder than others. Our specialty thin brick is built for them. Bringing both to the surfaces that see the most use, kitchen walls, bathroom surrounds, anywhere character and practicality need to share the same space. Brick character without the bulk.


GLOSS GLAZED SLIMBRICK



Onyx



Smoke



Parchment



Picket Fence

MORA CERAMIC THIN BRICK



Black Sapphire



Blanco




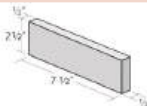
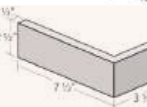
Stock varies by location. Contact a sales representative for details.

Custom colors available by special order. Minimum quantities and lead times apply. Contact a sales representative for details.



PICTURED: Glazed Slimbrick in Picket Fence, Gloss Glaze

AVAILABLE SIZES

Glazed Slimbrick		W × H × L (in)	Mora Ceramic Thin Brick		W × H × L (in)
Flat		$\frac{5}{8} \times 2\frac{1}{2} \times 7\frac{1}{2}$	Flat		$\frac{1}{2} \times 2\frac{1}{2} \times 7\frac{1}{2}$ (6 pc / sqft)
			Corner		$\frac{1}{2} \times 2\frac{1}{2} \times 7\frac{1}{2}$ (3½" return)

ARRISCRAFT®

Long lines, weathered character, and the kind of depth that comes from variation. Elevation is a linear thin brick available in two thicknesses that can be mixed on the wall to create shadow and dimension with random lengths up to 23-5/8". No two walls come out the same, and the resulting shadows aren't just applied, they're built in.

AVAILABLE COLORS



Limestone
(Elevation Thin)



Millstone
(Architectural
Linear Series)



Southern Dusk
(Georgia Tumbled)



ENDICOTT

Endicott brick carries color and character in equal measure, with a palette running from classic reds and tans to contemporary blacks, whites, and grays. Textures like velour, smooth, and artisan add depth and variation to any surface, giving architects and designers enough range to work with intention and lasting quality.

AVAILABLE COLORS



Manganese
Ironspot
(Smooth Texture)



Medium Ironspot
#46
(Artisan Texture)



Gray Blend
(Velour Texture)

Visit the manufacturer's website for additional colors, sizes, and textures.

Special order item. Minimum quantities and lead times may apply. Contact a sales representative for details.



PICTURED: Glen Gery San Selmo Corso Brick in Piave Raw


GLEN-GERY®

A long-format brick with a linear profile and surface variation that earns a closer look. Interior or exterior, it brings weight and surface variation to any wall. It brings character to a wall without competing with the materials around it.

AVAILABLE COLORS



Piave Raw
(San Selmo Corso)



Potenza
(SK1N Terracotta)



Casablanca
(Sioux River)

Visit the manufacturer's website for additional colors, sizes, and textures.

Special order item. Minimum quantities and lead times may apply. Contact a sales representative for details.





CONCRETE MASONRY UNITS

MUTUAL MATERIALS CMU


CMU PARTNERS

MUTUAL MATERIALS CMU

Some materials define a skyline. Others hold the ground beneath it. CMU has been doing both across the Northwest for generations. Concrete Masonry Units carry the structural load and hold their character. Our selection range runs wide with a variety of colors, shapes, and textures to suit any project.

Built for commercial builds and residential exteriors alike, CMU performs.

AVAILABLE COLORS



† **Premium Color**

* **Natural Gray stocking at branches in Smooth & Split face**

All block can be produced in Smooth, Split, and Ground face. Non-stock colors, shapes, and sizes may be available in limited quantities, or require a minimum order quantity and lead time. Please ask about product availability.

While Mutual Materials can manufacture Smooth Face CMU, there can be variance in color due to the manufacturing process.

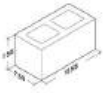




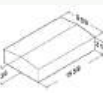
Mutual Materials cannot guarantee color consistency from block to block and between different shapes for Smooth Face, colored CMU. Unpainted block can exhibit random color variations and Smooth Face CMU is best suited for painted applications.





PICTURED: Mutual Materials CMU in Charcoal Ground Face, Driftwood Ground Face, Onyx Split Face

AVAILABLE SIZES

Standard shapes (shown in 8")	W × H × L (in)	Standard shapes (shown in 8")	W × H × L (in)
8" Standard	 $7\frac{5}{8} \times 7\frac{5}{8} \times 15\frac{5}{8}$	8" Corner (Split)	 $7\frac{5}{8} \times 7\frac{5}{8} \times 15\frac{5}{8}$
8" Bond Beam	 $7\frac{5}{8} \times 7\frac{5}{8} \times 15\frac{5}{8}$	8" Half High	 $7\frac{5}{8} \times 3\frac{5}{8} \times 15\frac{5}{8}$
8" Half	 $7\frac{5}{8} \times 7\frac{5}{8} \times 7\frac{5}{8}$	8" Sloped Cap (Available in 10")	 $7\frac{5}{8} \times 3\frac{1}{6} \times 15\frac{5}{8}$ peak $7\frac{5}{8} \times 3\frac{1}{6} \times 15\frac{5}{8}$ face

4", 6", & 8" stocking in branches. Additional sizes (10" & 12"), corners, finishes, shapes, caps available in limited quantities or special order. Contact a sales representative for details.

ARRISCRAFT®

Arriscraft products provide natural stone character with manufactured precision. Renaissance masonry units mirror real stone formations closely enough that the difference rarely matters. High strength, low absorption, lifetime warranty. Compatible with clay brick and standard installation.

AVAILABLE COLORS



Basalt*



Cafe*



Montecito*



Redrock †



Sunset*



Ginger †



Magnolia †



Mountain Ridge*



Oak Ridge †



Champagne*



Tan*



Limestone*



* **Available in Rocked and Satin Finishes**

† **Available in Rocked and Smooth Finishes**

Visit the manufacturer's website for additional colors, sizes, and textures.

Special order item. Minimum quantities and lead times may apply. Contact a sales representative for details.



PICTURED: Arriscraft Georgia Renaissance CMU in Limestone, Smooth and Rocked Finishes


AVAILABLE SIZES

Full Bed	W × H × L (in)	ARRIS-tile	W × H × L (in)
REN358	3 ⁵ / ₈ × 3 ⁵ / ₈ × 23 ⁵ / ₈	RS358TILE	¾ × 3 ⁵ / ₈ × 23 ⁵ / ₈ (3 ⁵ / ₈ " corner return)
REN758	7 ⁵ / ₈ × 3 ⁵ / ₈ × 23 ⁵ / ₈	RS758TILE	¾ × 7 ⁵ / ₈ × 23 ⁵ / ₈ (3 ⁵ / ₈ " corner return)
REN1158	11 ⁵ / ₈ × 3 ⁵ / ₈ × 23 ⁵ / ₈	RS1158TILE	¾ × 11 ⁵ / ₈ × 23 ⁵ / ₈ (3 ⁵ / ₈ " corner return)

CORDOVA STONE

Cordova Stone™ is a pre-finished stone veneer, a surface material applied to the outside of a home or building to give it the look and feel of natural stone. A high-quality masonry product that adds beauty and elegance to residential, commercial, and institutional projects. Made with natural minerals and recycled content, it brings the character and prestige of quarried stone without the weight and cost. A look that has held its appeal for centuries, built to do the same on your project.

AVAILABLE COLORS



AVAILABLE TEXTURES


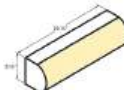



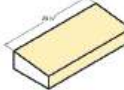

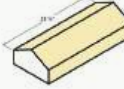


Visit the manufacturer’s website for additional colors, sizes, and textures.
Special order item. Minimum quantities and lead times may apply. Contact a sales representative for details.



PICTURED: Cordova Stone CMU in Alabaster, Ground and Rocked Face

AVAILABLE SIZES

	W × H × L (in)		W × H × L (in)
4" Standard Unit	 3 5/8 × 3 5/8 × 23 5/8	6" Full Bullnose	 5 5/8 × 5 5/8 × 23 5/8
4" Single Chamfer	 3 5/8 × 3 5/8 × 23 5/8	4" Half Bullnose	 5 5/8 × 3 5/8 × 23 5/8
4" Double Chamfer	 3 5/8 × 7 5/8 × 23 5/8	8" Sloped Coping	 7 5/8 × 3 5/8 × 23 5/8
4" Window Sill Top	 11 5/8 × 3 5/8 × 23 5/8	8" Peaked Coping	 7 5/8 × 3 5/8 × 23 5/8

Available in 4", 6", 8", 12" & 16" Depths. Cordova Stone Units are available in hundreds of customized shapes and sizes. Also available in 1-inch veneers. Contact a sales representative for details.



MANUFACTURED STONE VENEER

MANUFACTURED STONE PARTNERS



SUNSET STONE

Sunset Stone is a handcrafted manufactured stone veneer that delivers the authentic look of natural stone at a fraction of the weight and cost. Romantic, rustic, or chic, no matter what aesthetic you're looking to achieve, Sunset can help set the mood. Available in a wide range of styles for any interior or exterior application.

COBBLE



Charcoal



Brown



Ash



Marcona

DISTRICT THIN BRICK



Onyx



Loft



Black Rundle



Telluride



Winter Sky

FIELDSTONE

LEDGESTONE



Black Rundle



Pinos Creek



Beaver Creek



Telluride



Georgia Brown



Ash



Glacier



Visit the manufacturers' websites for additional colors, sizes, and textures.

Stock varies by location. Additional sizes, shapes, and colors available by special order. Special orders may require lead times, pallet breakdowns, or minimum quantities (accessories). Contact a sales representative for details.

Precast accessories including sills, column caps, wall caps, hearths, and trimstones are available to complement your project. Product availability and supplier offerings may vary by region. Contact a sales representative for details.



PICTURED: Sunset Stone Limestone in Winter Sky

LIMESTONE



Winter Sky

STACKED STONE



Willow Park



Del Norte



Glacier

WESTERN LEDGESTONE



Smoke Valley



Grays Peak



Whisper Canyon

CULTURED STONE®

Since 1962, Cultured Stone has pioneered manufactured stone veneer, crafting lightweight, easy-to-install pieces that authentically mimic natural stone. Available through Mutual Materials, the Pacific Northwest's leading masonry supplier, in a wide range of styles for any interior or exterior application.



COBBLEFIELD

- Echo Ridge
- San Francisco

SAN FRANCISCO



PRO-FIT MODERA LEDGE

- Carbon

CARBON



COUNTRY LEDGE

- Ashfall
- Bucks County
- Chardonnay
- Echo Ridge
- Gunnison
- Skyline
- Wheaton
- Wolf Creek

CHARDONNAY



PRO-FIT TERRAIN LEDGE

- Ethos
- Trek

ETHOS



DRESSED FIELD

- Bucks County
- Echo Ridge

BUCKS COUNTY



RIVER ROCK

- Lake Tahoe

LAKE TAHOE



PRO-FIT ALPINE LEDGE

- Black Mountain
- Black Rundle
- Chardonnay
- Dark Ridge
- Echo Ridge
- Winterhaven

BLACK RUNDLE



SOUTHERN LEDGE

- Bucks County
- Echo Ridge

ECHO RIDGE



PRO-FIT LEDGE

- Platinum

PLATINUM



PICTURED: Cultured Stone Country Ledgestone in Wheaton

ACCESSORIES

The finish is only as good as what's behind it. Cultured Stone accessories keep installations performing, from watertable sills to hearthstone, with the durability and fit the surface deserves.

WATERTABLE SILLS



NIGHTFALL

- Gray
- Nightfall
- Taupe



CHARDONNAY

HEARTHSTONE 19x20"

- Chardonnay
- Gray
- Marsh
- Nightfall

Visit the manufacturers' websites for additional colors, sizes, and textures.

Stock varies by location. Additional sizes, shapes, and colors available by special order. Special orders may require lead times, pallet breakdowns, or minimum quantities (accessories). Contact a sales representative for details.

Precast accessories including sills, column caps, wall caps, hearths, and trimstones are available to complement your project. Product availability and supplier offerings may vary by region. Contact a sales representative for details.

ELDORADO STONE®

Eldorado Stone transforms everyday spaces with stone profiles crafted from lightweight concrete that authentically mimic the textures and beauty of natural stone. Available in a wide range of styles for any interior or exterior application.



BANFF SPRINGS

CLIFFSTONE

- Banff Springs
- Boardwalk
- Montecito
- Nordic Peak
- Whitebark



HOLLIN

LOREIOBRICK

- Hollin



SEA CLIFF

EUROPEAN LEDGE

- Sea Cliff



CASA BLANCA

ROUGH CUT

- Casa Blanca
- Loire Valley
- Moonlight
- Ranchers Ridge*



BIRCH

LEDGECUT 33

- Beach Pebble
- Birch
- Whitecap



BLACK RIVER

STACKED STONE

- Black River
- Chapel Hill
- Dark Rundle
- Daybreak
- Nantucket
- Silver Lining



GRAND BANKS

LIMESTONE

- Grand Banks



IRONSIDE

TUNDRA BRICK

- Chalk Dust
- Ironside

Stock varies by location. Additional sizes, shapes, and colors available by special order. Special orders may require lead times, pallet breakdowns, or minimum quantities (accessories). Contact a sales representative for details.



PICTURED: Eldorado Stone Rough Cut in Casa Blanca

ACCESSORIES

Your fireplace is the center of your home, and the hearth is for stories, laughs, everything worth gathering for. Eldorado hearthstones bring the texture and character of natural stone to that space, and hold up to everything that comes with it.



GREY SKY

HEARTHSTONE

- Coastal Sand
- Grey Sky
- Steel Blue
- White Cloud*

* Stocking at branches

Precast accessories including sills, column caps, wall caps, hearths, and trimstones are available to complement your project. Product availability and supplier offerings may vary by region. Contact a sales representative for details.

CREATIVE MINES®

Colors drawn from the landscape. Shapes formed by hand. Masonry veneer built for the projects that demand performance and prestige. Pozzolan is a natural volcanic additive—the same material that has kept the Colosseum standing for 2,000 years. Creative Mines uses it to engineer durability built for generations, with products designed to support LEED certification across several categories.

CRAFT ORCHARD LIMESTONE



Alpaca



Timberwolf



Wildflower

PEAK LEDGESTONE



Alpaca



Timberwolf



Wildflower

URBAN STRIP



Morninglight



Sandollar



Shadowplay



Visit the manufacturer's website for additional colors, sizes, and textures.

Special order item. May require lead times, pallet breakdowns, or minimum quantities (accessories). Contact a sales representative for details.

Precast accessories including sills, column caps, wall caps, hearths, and trimstones are available to complement your project. Product availability and supplier offerings may vary by region. Contact a sales representative for details.



PICTURED: Creative Mines Craft Orchard Limestone in Wildflower, by Tays & Co Interior Design Studio



NATURAL STONE

STOCKING THIN VENEER

NATURAL STONE PARTNERS

CAPS & ACCESSORIES

STOCKING THIN VENEER

Thin veneer stone carries the natural beauty and durability of full-sized stone at a fraction of the weight, opening up options for installation across interior and exterior applications. Sourced from multiple quarries, it comes in a wide variety of colors, textures, and shapes to suit any project.

EARTHWORKS STONE



Western Drystack

EDWARD'S STONE



Pearl Limestone

GLACIER STONE SUPPLY



Bitterroot Natural Ledge stone



Canyon Creek Ledge stone



Glacier Mountain Ledge stone

JACOBS STONE PRODUCTS



Tuscany Cream Rubble



White Mountain

NORTHERN STONE SUPPLY



Sunset Silver Heritage Ledge stone w/ Jumpers



Rocky Mountain Granite Ledge stone

OVERMANS WESTERN STONE



Cabinet Gorge Ledge stone



Ibex Ledge stone



Visit the manufacturers' websites for additional colors, sizes, and textures.

Stock varies by location. Additional sizes, shapes, and colors available by special order. Contact a sales representative for details.

Thin Veneer size will vary by style, type, and cut of stone. All thin veneer have L-corners available. Contact a sales representative for details.

Natural stone is available in a wide range of pavers, cobbles, bullnose, and custom-cut options, offering a variety of sizes, colors, and textures. Additional fabrication is available to order. Contact a sales representative for details.



PICTURED: Glacier Stone Supply Thin Veneer in Canyon Creek & Glacier Mountain Blend

QUALITY STONE PRODUCTS



Camas Basalt
Squares & Recs

ROCK-IT NATURAL STONE



Black Horse



Black Horse
Alpine Ledge stone



Choctaw Dark
Squares & Recs



Wolf Creek
Alpine Ledge stone

STUTZKE STONE



Cabinet Ridge
Ledge stone

VENTURE STONE



Rocky Mountain
Moss

EARTHWORKS STONE

Natural stone quarried from deep in the American Midwest. Earthworks takes it from raw block to finished stone, cut and ready for the projects that demand the real thing.

THIN VENEER



Country Blend
Cottage



Pewter Cottage



Pewter Mist
Drystack



EDWARD'S STONE

Quarried, not manufactured. No two pieces alike. Edward's Stone natural stone veneer is cut to spec and available in more than 70 color selections for interior and exterior applications, residential and commercial.

THIN VENEER



Arctic
Dimensional



Flint Hills
Dimensional



Sandalwood
Tumbled Ashlar

Visit the manufacturers' websites for additional colors, sizes, and textures.

Special order item. Minimum quantities and lead times may apply. Contact a sales representative for details.

Thin Veneer size will vary by style, type, and cut of stone. All thin veneer have L-corners available. Contact a sales representative for more details.



PICTURED: Edward's Stone Thin Veneer in Flint Hills Dimensional

GLACIER STONE SUPPLY

Montana stone, shaped by glacier and time. Available in thin veneer, full stone, panels, flagstone, and pavers for projects that call for the real thing.

THIN VENEER



Canyon Creek
Random



Falls Creek



Loon Lake

Natural stone is available in a wide range of pavers, cobbles, bullnose, and custom-cut options, offering a variety of sizes, colors, and textures. Additional fabrication is available to order. Contact a sales representative for details.

JACOBS STONE PRODUCTS

Texas-quarried, naturally one of a kind. Jacobs Stone carries natural stone for the full project, from veneer to custom architectural cuts.

THIN VENEER



Buff Leuders
Chopped



Chapel Buff Ashlar



White Limestone
Mosaic



MELISSA & ROSS

From the quarries of the American landscape to the shores of India, Melissa & Ross products carry the character of where they came from. Colors run from white through deep black, for interior and exterior applications.

THIN VENEER



Alpine Splitface
Castlestone

THIN BRICK



Nile Grey



White Ash

Visit the manufacturers' websites for additional colors, sizes, and textures.

Special order item. Minimum quantities and lead times may apply. Contact a sales representative for details.

Thin Veneer size will vary by style, type, and cut of stone. All thin veneer have L-corners available. Contact a sales representative for more details.



PICTURED: Jacobs Stone Products Thin Veneer in Tuscany Cream Rubble

STONE UNIVERSE INC.®

Stone sourced globally, cut for the project. Stone Universe thin veneer brings the texture and tone of natural stone from around the world to interior and exterior walls, residential and commercial.

THIN VENEER



California Gold



Antique Gris



Antique Ivory

Natural stone is available in a wide range of pavers, cobbles, bullnose, and custom-cut options, offering a variety of sizes, colors, and textures. Additional fabrication is available to order. Contact a sales representative for details.


NATURAL STONE CAPS & ACCESSORIES

Natural stone brings a timeless finish and considered look to staircases and entryways, columns and fireplaces, windows and door openings. Mutual Materials sources a variety of stone sizes and types suited to the conditions of the Pacific Northwest. Visit our [Trusted Partners](#) page to explore the full range of products.

AVAILABLE COLORS



Lime Black*



Basalt



PA Bluestone



Indiana Limestone †



Grey Mist



White Limestone



Frontier



TREADS

Available Colors	W × L × D (in)
Indiana Limestone †	12 × 96 × 2¼
	18 × 96 × 2¼
	24 × 96 × 2¼
Grey Mist Lime Black* Basalt	18 × 72 × 2

WALL CAPS

Available Colors	W × L × D (in)
Indiana Limestone †	12 × 48 × 2¼
	14 × 48 × 2¼
Grey Mist Lime Black* Basalt	14 × 24 × 2
PA Bluestone	18 × 48 × 2

* **Should be sealed to prevent fading**

† **Indiana Limestone accessories are stocked in a full color blend that will range from grey to buff**

Stock varies by location. Additional sizes, shapes, and colors available by special order. Contact a sales representative for details.



PICTURED: Stone Universe Inc Wall Cap in Lime Black


COLUMN CAPS & HEARTHES

Available Colors	W × L × D (in)
Indiana Limestone †	22 × 22 × 2¼
	24 × 24 × 2¼
	28 × 28 × 2¼
Grey Mist Lime Black*	24 × 24 × 2

SILLS

Available Colors	W × L × D (in)
Indiana Limestone †	3 × 48 × 2¼
	14 × 48 × 2¼
Grey Mist Lime Black*	3 × 24 × 2¼
White Limestone	3 × 24 × 2
Frontier	3 × Random × 2½

Natural stone is available in a wide range of pavers, cobbles, bullnose, and custom-cut options, offering a variety of sizes, colors, and textures. Additional fabrication is available to order. Precast accessories also available. Product availability and supplier offerings may vary by region. Contact a sales representative for details.



MASONRY ACCESSORIES

MORTAR, GROUT & CONCRETE

INSTALLATION PRODUCTS

CLEANER & SEALER

FIREPLACES



PROFESSIONAL MORTAR, GROUT & CONCRETE

Mutual Materials stocks a full range of professional mortars, grouts and concretes, and bagged goods from trusted brands like ChemStar®, DesignMix®, Laticrete®, SRW®, PolySweep®, and our own products made right here in the Pacific Northwest. The right product for the job, ready when you need it.



CONCRETES, ETC

Brand	Product	Amt
	Sand 30 mesh (<i>White</i>)	100lb
	Sand 70 Mesh (<i>White</i>)	100lb
Mutual Materials	Target Concrete Mix	60lb, 80lb
	Target Portland Cement (Type I-II)	47lb, 94lb
	Topping Mix	60lb
ChemStar	Lime	50lb

GROUTS

Brand	Product	Amt
DesignMix	Coarse Grout	80lb
DesignMix	Fine Grout	80lb

LATICRETE

Product	Amt
MVIS™ Air and Water Barrier	5gal
MVIS Premium Mortar Bed	50lb
MVIS Pointing Mortar	50lb
PermaColor® Select Color Kit	100g
Waterproofing/Anti-Fracture Fabric	300sqft

Stock varies by location. Additional colors and products available through the manufacturer. Visit their website or contact a sales representative for details.

BAGGED GOODS

Brand	Product	Amt
	Base Rock	½cuft
	Drain Rock	½cuft
Mutual Materials	Pea Pebble	½cuft
	All-Purpose Sand	80lb
	Play Sand	50lb
	Traction Sand	60lb
DesignMix	Paver Joint Sand	80lb
PolySweep	Polymeric X-treme Wide Joint Sand (<i>Gray, Tan, Black</i>)	50lb
SRW	Z3 Polymeric Joint Sand (<i>Gray</i>)	50lb

Availability varies by location. Contact your local branch for available products and sizes.



PICTURED: Face Brick in Inca (Mission Texture) at Bricklayer competition

MORTARS

Brand	Product	Amt	SPEC MIX® Colored Mortar (0.6lb canister)	
AmeriMix®	Type S Mortar (White/White)	80lb	Burgundy	SM670
DesignMix®	Type S Mortar	80lb	Dark Brown	SM600
DesignMix	Type N Mortar	80lb	Eclipse	SM805
DesignMix	Type S Mortar with Integral Water Repellent	80lb	Light Buff	SM300
Laticrete®	MVIS Veneer Mortar	40lb	Medium Brown	SM550
Laticrete	Thin Brick Mortar	50lb	Tanglewood	SM270
Laticrete	Masonry Pointing Mortar	50lb	Tumbleweed	SM570
Laticrete	Hi Bond Masonry Veneer Mortar	50lb		
SPEC MIX®	Polymer Modified Adhered Veneer Mortar	80lb		
SPEC MIX	Type S Mortar 4% (Charcoal)	80lb		

Stock varies by location. Additional colors and products available through the manufacturer. Visit their website or contact a sales representative for details.

MASONRY TOOLS & INSTALLATION PRODUCTS

Projects built to last depend on the material and solid tools to get the job done. The right installation tools, sands, sealers, and accessories make all the difference in a project. Mutual Materials stocks what the job needs, from trusted brands across the trade.

INSTALLATION PRODUCTS

Brand	Product	Specs
Cemco®	#7 Foundation Sill Screed with Weep	7/8" x 3 1/2" x 10'
Euclid Chemical®	TAMMSWELD Rewettable Latex Bonding	1 gal
Hard-N-Fast™	Mortar Accelerator	162sqft
Henry®	Grade D 2-ply Super Jumbo Tex® Paper	240sqft
HydroTex®	2-ply Weather Resistant Barrier	162sqft
Westlake Royal Building Products®	Drain-N-Dry™ Lath	150sqft



TOOLS & MATERIALS

Product	Product	Product
Brick Tongs	Mason's Braided Line	Angle Iron
Brushes	Skate Wheel	Metal Lath
Grout Bags	Slickers	Rainscreen
Jointers	Sponges	Rebar
Mason's Tape	Trowels	Wall Ties

Availability varies by location. Contact your local branch for available products and sizes.



PICTURED: Cleaning brick with Prosoco® Sure Klean®

MASONRY CLEANER & SEALER

The finish on a job is only as good as how it's maintained. Mutual Materials carries a full line of cleaners and sealers for brick, CMU, tile, and natural stone. Your local branch can point you to the right product.

PROSOCO®

Product	Amt
Blok-Guard® WB & Graffiti Control 15	1gal
Sure Klean® Weather Seal Siloxane WB Concentrate	1gal, 5gal
Sure Klean 600 New Masonry Cleaner	1gal, 5gal
Sure Klean Natural Stone Treatment WB Plus	1gal
Sure Klean ReVeal Restoration Cleaner	1gal
Sure Klean Vana Trol Sensitive Brick & Stone Cleaner	1gal, 5gal
Sure Klean Weather Seal Siloxane WB Concentrate	1gal, 5gal

SEK-SUREBOND®

Product	Amt
SB-4000 Water Repelling Invisible Sealer	1gal
SB-6000 Wet-Look Water Based Sealer	1gal
SB-7700 Antifungal Sealer and Joint Sand Stabilizer	1gal

Safe for manufactured stone veneer.

FIREPLACES

A fireplace anchors a space. Indoors, it defines the room around it. Outside, it extends the season and draws people in. Mutual Materials carries everything needed to build one worth gathering around, from the firebox to the finish.



FIREBRICK

- Black
- Buff*
- Grey
- Red
- Soapstone

Available Sizes	W × L × D (in)
Split	1¼ × 4½ × 9
Full	2½ × 4½ × 9



ISOKERN®



Available Product	Special Order Product
Magnum Firebox 48" + Isokern Mortar 50lb Pail	DM54 Flue System Eco-Steel Flue System Propane Linear Burners Propane Drop In Burners Propane Log Sets Isopanel Outdoor Kitchen Panels Iso'ven Wood Burning Pizza Oven

SUPERIOR CLAY



Available Product	Special Order Product
Throat Section 12" Coving Extensions Left/Right	Smoke Chambers Wood Fired Ovens Rumford Flat Damper

* **Stocking Color**
Additional firebrick colors are also available by special order. Contact a sales representative for details.

† **Stocked at select locations**
Additional sizes and styles available by special order. Contact a sales representative for details.




PICTURED: Glacier Stone Supply LedgeStone in Bitterroot

FIREPLACE ACCESSORIES

Everything behind the finished fireplace face.

Mutual Materials stocks the components that keep a fireplace performing for the long run.

Superior Clay	W x L x D (in)	K&W	Size (in)	Vestal	Size (in)
 <p>Flue Liners</p>	8 x 8 x 12		36	Ash Dump Vented	4½ x 9
	8 x 12 x 12	Damper Forms	42	Clean Out Door	
	12 x 12 x 12		48	Cast Iron Clean Out Door	8 x 8
	12 x 16 x 12	Chimney Anchor, Strap	72		
	16 x 16 x 12	Clean Out Door Latch Pull	8 x 8		
	16 x 20 x 12	Combustion Air Kit	8 x 4 x 2		
20 x 20 x 12					
				Other Accessories	Amt
				Fireclay, Lincoln	50lb
				Heat Stop SC	15lb
				Heat Stop II SC (DRY)	50lb

Visit the manufacturer's website for additional sizes. Contact a sales representative for details.

LOCATIONS

WASHINGTON

Auburn

253-939-7854

1357 W Valley Highway N
Auburn, WA 98002

Bellevue

425-452-2363

605 119th Ave NE
Bellevue, WA 98005

Bellingham

360-676-2880

4050 Bakerview Spur
Bellingham, WA 98226

Marysville

425-353-9677

1410 Grove St
Marysville, WA 98270

Olympia (Tumwater)

360-357-3343

3150 29th Ave SW
Tumwater, WA 98512

Port Orchard

360-876-1845

1515 Vivan Ct
Port Orchard, WA 98367

Seattle (Tukwila)

425-452-2400

4302 S 104th Pl
Tukwila, WA 98178

Spokane

509-922-4100

5721 E Trent Ave
Spokane, WA 99212

Tacoma (Parkland)

253-238-5490

2201 112th St S
Parkland, WA 98444

Vancouver

360-573-5925

10019 NE 72nd Ave
Vancouver, WA 98686

Woodinville

425-818-8556

8523 216th St SE
Woodinville, WA 98072

OREGON

Bend

541-312-3623

631 SE Woodland Blvd
Bend, OR 97702

Clackamas

503-655-7167

15791 SE Piazza Ave
Clackamas, OR 97015

Durham

503-624-8860

18230 SW Boones Ferry Rd
Portland, OR 97224

Portland Showroom

503-595-0855

2175 NW Raleigh St Suite 103
Portland, OR 97210

Salem

503-375-6050

2245 Judson St SE
Salem, OR 97302

MONTANA

Missoula

406-549-2011

2910 American Wy
Missoula, MT 59808

Three Forks

406-285-3261

130 Old Yellowstone Trl
Three Forks, MT 59752

IDAHO

Boise

208-345-1584

7455 S Federal Wy
Boise, ID 83716

Hayden

208-762-3230

30 W Orchard Ave
Hayden, ID 83835





Pictured: Face Brick in Aspen