



# BROADWAY 65MM

## UNIT OF MEASURE

The Unit of Measure for Broadway 65mm is Each.

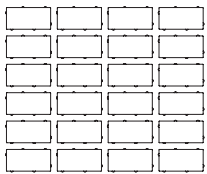
## INSTALLATION

Barkman recommends the use of polymeric sand for commercial applications. A plate compactor should be used over the entire surface following installation. The 300 x 150 x 65mm can be used for light vehicular applications such as residential driveways. This size also qualifies as a Permeable Paver. Broadway 300 x 300 x 65mm can be used as Stepping Stones.

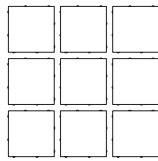
## PALLET CONFIGURATIONS

Available to order in full pallets only. Contact your local Barkman sales representative for further details.

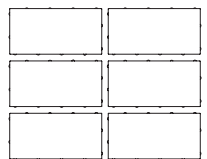
## PALLET CONFIGURATIONS



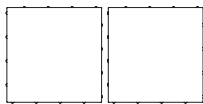
300 x 150  
Pallet Top View



300 x 300  
Pallet Top View







300 x 600  
Pallet Top View




600 x 600  
Pallet Top View

## SPECIFICATIONS

600 X 600 X 65	UNIT		PALLET			
	SIZE (L X W X H)	WEIGHT	LAYERS	UNITS	FACE AREA	WEIGHT
	MM 600 x 600 x 65	KG 53.98	10	20	M2 7.20	KG 1078.19
	IN 23.62 x 23.62 x 2.56	LB 119			SQFT 77.4	LB 2377
600 X 300 X 65	UNIT		PALLET			
	SIZE (L X W X H)	WEIGHT	LAYERS	UNITS	FACE AREA	WEIGHT
	MM 600 x 300 x 65	KG 93.44	10	60	M2 10.80	KG 1621.14
	IN 23.62 x 11.81 x 2.56	LB 60			SQFT 116.4	LB 3574
300 X 300 X 65	UNIT		PALLET			
	SIZE (L X W X H)	WEIGHT	LAYERS	UNITS	FACE AREA	WEIGHT
	MM 300 x 300 x 65	KG 13.61	10	90	M2 8.10	KG 1215.63
	IN 11.81 x 11.81 x 2.56	LB 30			SQFT 87.3	LB 2680
300 X 150 X 65	UNIT		PALLET			
	SIZE (L X W X H)	WEIGHT	LAYERS	UNITS	FACE AREA	WEIGHT
	MM 300 x 150 x 65	KG 6.80	10	240	M2 10.8	KG 1604.81
	IN 11.81 x 5.91 x 2.56	LB 15			SQFT 115.2	LB 3538

## STOCKING




Sterling




Sandstone

## SPECIAL ORDER



Obsidian



Quartz



Amber



Ash

**SPECIAL ORDER**

**MADE IN BC**




Charcoal



Natural



Sierra Grey




Graphite

**PRODUCT CODES**

COLOURS	ITEM NO. 300 X 150	ITEM NO. 300 X 300	ITEM NO. 600 X 300	ITEM NO. 600 X 600
<b>FACE MIX</b>				
Natural	234990	234989	234988	234987
Ash	241040	241041	241042	242636
Charcoal	234994	234993	234992	234991
Sterling	234998	234997	234996	234995
Sandstone	241043	241044	241045	241046
Amber	239853	239852	239851	239850
Obsidian	143761	143878	143710	143880
Quartz	236645	236644	236642	236643
<b>MADE IN BC</b>				
<b>THROUGH MIX</b>				
Natural	234990	234989	234988	234987
Ash	241040	241041	241042	242636
Charcoal	234994	234993	234992	234991
Sierra Grey	143649	143650	143651	143652
Graphite	143653	143654	143655	143656

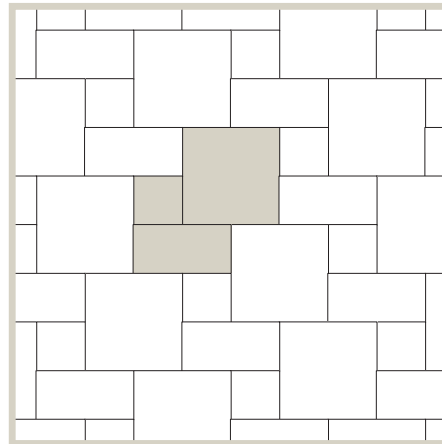
**PATTERNS**



**Pattern 1A**

Pieces per 100 Sq ft

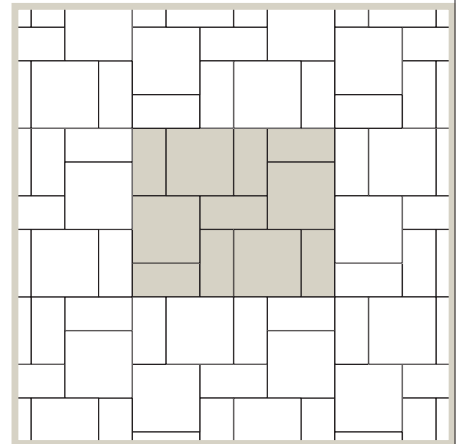
- (1) 300 x 150 = 14%, 29 pcs
- (1) 300 x 300 = 29%, 29 pcs
- (1) 600 x 300 = 57%, 29 pcs



**Pattern 2**

Pieces per 100 sq ft

- (1) 300 x 300 = 14%, 15 pcs
- (1) 600 x 300 = 29%, 15 pcs
- (1) 600 x 600 = 57%, 15 pcs

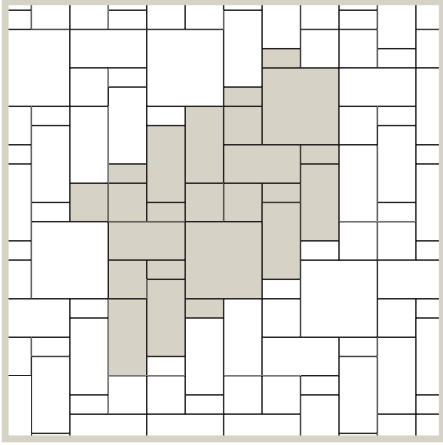


**Pattern 3A**

Pieces per 100 Sq ft

- 300 x 150 = 46%, 95 pcs
- 300 x 300 = 54%, 56 pcs

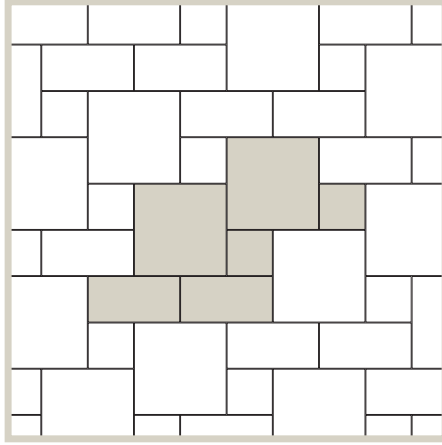
# PATTERNS



### Pattern 4

Pieces per 100 sq ft

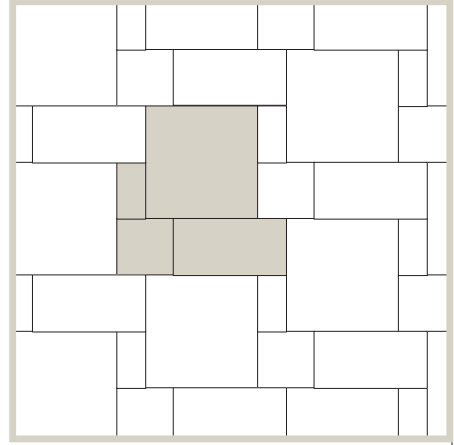
- (8) 300 x 150 = 12%, 24 pcs
- (6) 300 x 300 = 18%, 18 pcs
- (8) 600 x 300 = 47%, 24 pcs
- (2) 600 x 600 = 23%, 6 pcs



### Pattern 5

Pieces per 100 sq ft

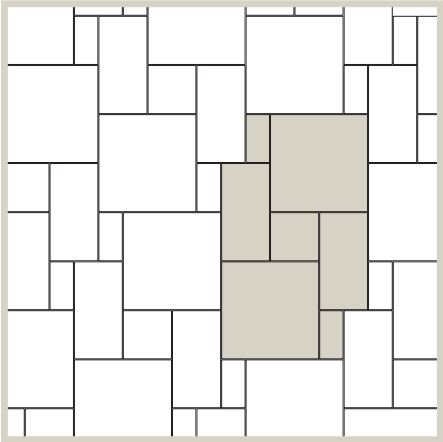
- (1) 300 x 300 = 14%, 15 pcs
- (1) 600 x 300 = 29%, 15 pcs
- (1) 600 x 600 = 57%, 15 pcs



### Pattern 6

Pieces per 100 sq ft

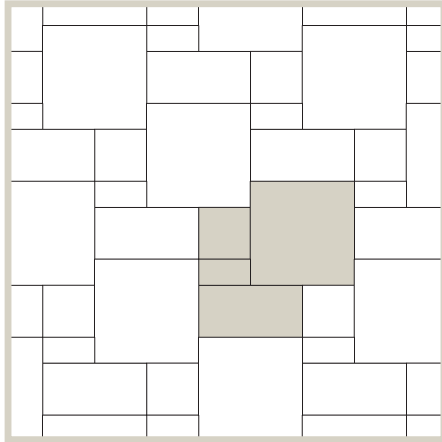
- (1) 300 x 150 = 7%, 14 pcs
- (1) 300 x 300 = 13%, 14 pcs
- (1) 600 x 300 = 27%, 14 pcs
- (1) 600 x 600 = 53%, 14 pcs



### Pattern 7

Pieces per 100 sq ft

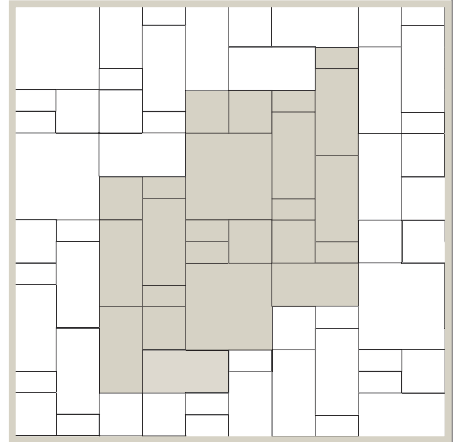
- (2) 300 x 150 = 7%, 15 pcs
- (1) 300 x 300 = 7%, 7 pcs
- (2) 600 x 300 = 29%, 15 pcs
- (2) 600 x 600 = 57%, 15 pcs



### Pattern 8

Pieces per 100 sq ft

- (1) 300 x 150 = 7%, 14 pcs
- (1) 300 x 300 = 13%, 14 pcs
- (1) 600 x 300 = 27%, 14 pcs
- (1) 600 x 600 = 53%, 14 pcs



### Pattern 9

Pieces per 100 sq ft

- (8) 300 x 150 = 12%, 24 pcs
- (6) 300 x 300 = 17.5%, 18 pcs
- (8) 600 x 300 = 47%, 24 pcs
- (2) 600 x 600 = 23.5%, 6 pcs